

Phillip Island 4.445 m

1 / 2

## Australian Round, 24-25-26 February 2017

### World Superbike - Results Race 2

Laps 22 = 97,790 Km - Time Of Race 33'52.785 - Avg. 173,183 km/h

Pos	Race	Grid	No. Rider	Nat	Team	Bike	LL	Gap	Fastest Lap	Speed	Qualifying		Ranking			
											Time	Speed	R1	R2	Tot	Pos
1	1	1	J. REA	GBR	Kawasaki Racing Team	Kawasaki ZX-10R	22		1'31.560	314,0	1'29.573	310,3	25	25	50	1
2	4	7	C. DAVIES	GBR	Aruba.it Racing - Ducati	Ducati Panigale R	22	0.025	1'31.588	315,8	1'29.847	311,2	20	20	40	2
3	3	33	M. MELANDRI	ITA	Aruba.it Racing - Ducati	Ducati Panigale R	22	0.249	1'31.178	317,6	1'29.734	308,6		16	16	7
4	5	22	A. LOWES	GBR	Pata Yamaha Official WorldSBK Team	Yamaha YZF R1	22	0.956	1'31.723	311,2	1'30.016	305,9	13	13	26	4
5	8	12	X. FORÉS	ESP	BARNI Racing Team	Ducati Panigale R	22	2.320	1'31.717	311,2	1'30.728	306,8	10	11	21	5
6	2	66	T. SYKES	GBR	Kawasaki Racing Team	Kawasaki ZX-10R	22	4.781	1'31.824	313,0	1'29.605	307,7	16	10	26	3
7	10	60	M. VAN DER MARK	NED	Pata Yamaha Official WorldSBK Team	Yamaha YZF R1	22	7.307	1'31.954	314,9	1'30.761	309,5	7	9	16	8
8	9	2	L. CAMIER	GBR	MV Agusta Reparto Corse	MV Agusta 1000 F4	22	9.756	1'32.227	309,5	1'30.749	302,5	11	8	19	6
9	6	32	L. SAVADORI	ITA	Milwaukee Aprilia	Aprilia RSV4 RF	22	11.135	1'32.212	308,6	1'30.023	305,9		7	7	11
10	13	50	E. LAVERTY	IRL	Milwaukee Aprilia	Aprilia RSV4 RF	22	20.123	1'31.817	310,3	1'31.372	309,5	8	6	14	9
11	20	15	A. DE ANGELIS	RSM	Pedercini Racing SC-Project	Kawasaki ZX-10R	22	25.799	1'32.615	307,7	1'32.358	307,7	2	5	7	12
12	16	25	J. BROOKES	AUS	ERMotorsport-EliteRoads.com.au	Yamaha YZF R1	22	25.879	1'32.708	304,2	1'31.859	297,5		4	4	17
13	12	21	M. REITERBERGER	GER	Althea BMW Racing Team	BMW S 1000 RR	22	25.917	1'32.606	305,9	1'31.009	305,1	4	3	7	13
14	17	40	R. RAMOS	ESP	Team Kawasaki Go Eleven	Kawasaki ZX-10R	22	26.292	1'32.664	307,7	1'31.959	303,4	3	2	5	16
15	15	6	S. BRADL	GER	Red Bull Honda World Superbike Team	Honda CBR1000RR	22	28.440	1'32.388	309,5	1'31.850	306,8	1	1	2	18
16	14	88	R. KRUMMENACHER	SUI	Kawasaki Puccetti Racing	Kawasaki ZX-10R	22	33.679	1'32.456	302,5	1'31.624	302,5	6		6	14
17	19	37	O. JEZEK	CZE	Grillini Racing Team	Kawasaki ZX-10R	22	1'13.561	1'33.280	300,8	1'32.070	292,7				
-----Not Classified-----																
RET	11	69	N. HAYDEN	USA	Red Bull Honda World Superbike Team	Honda CBR1000RR	8	14 Laps	1'32.360	302,5	1'30.885	301,7	5		5	15
RET	21	86	A. BADOVINI	ITA	Grillini Racing Team	Kawasaki ZX-10R	7	15 Laps	1'33.385	298,3	1'32.481	299,2				
RET	18	84	R. RUSSO	ITA	Guandalini Racing	Yamaha YZF R1	2	20 Laps	1'33.406	305,1	1'31.996	302,5				
RET	7	81	J. TORRES	ESP	Althea BMW Racing Team	BMW S 1000 RR	0				1'30.564	308,6	9		9	10

AIR	Humidity:	63%	Temp:	24°C
TRACK	Condition:	Dry	Temp:	44°C

Records	Pole (SP2)	2017	J.Rea	1'29.573	178,650 Km/h
	Race (RC1)	2014	C.Davies	1'30.949	175,940 Km/h
	Circuit (SP2)	2017	J.Rea	1'29.573	178,650 Km/h
Race Fastest lap		Lap 6	M.Melandri	1'31.178	175,503 Km/h

LAP LEADERS					
No.	Rider	From	To	Laps	Total
22	A. LOWES	1	1	1	1
50	E. LAVERTY	2	2	1	1
12	X. FORÉS	3	5	3	3
1	J. REA	6	7	2	
7	C. DAVIES	8	13	6	
1	J. REA	14	14	1	
33	M. MELANDRI	15	19	5	5
1	J. REA	20	20	1	
7	C. DAVIES	21	21	1	7
1	J. REA	22	22	1	5

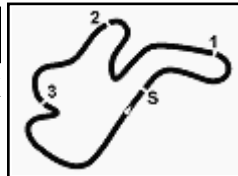
TOTAL LEADER LAPS		
No.	Rider	Laps
1	J. REA	17
33	M. MELANDRI	10
7	C. DAVIES	7
66	T. SYKES	4
12	X. FORÉS	3
22	A. LOWES	2
50	E. LAVERTY	1

Start 26/02/2017 15:00 End 15:35 The results are provisional until the end of the time limit for protests and appeals and the completion of the technical checks.

These data/results cannot be reproduced, stored and/or transmitted in whole or in part by any manner of electronic, mechanical, photocopying, recording, broadcasting or otherwise now known or herein after developed without the previous express consent by the copyright owner, except for reproduction in daily press and regular printed publications on sale to the public within 60 days of the event related to those data/results and always provided that copyright symbol appears together as follows below.

© DORNA WSBK ORGANIZATION Srl 2017





## Australian Round, 24-25-26 February 2017 World Superbike - Results Race 2

### RACE HIGHLIGHTS

---

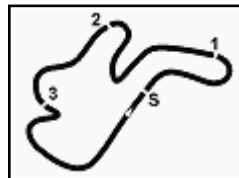
14.57.49		Warm-up Lap Start
14.58.52	81 Torres	Technical Problem - Turn Pit Exit
15.00.34	81 Torres	Out
15.00.46		Start
15.02.09		No Jump Start
15.05.00	84 Russo	Crashed - Turn 11
15.06.23	84 Russo	Out
15.07.18	84 Russo	Medical Center
15.12.21	86 Badovini	Crashed - Turn 6
15.12.58	69 Hayden	Crashed - Re Joined - Turn 10
15.13.11	86 Badovini	Out
15.15.05	69 Hayden	Entered Pits
15.16.18	69 Hayden	Retired
15.35.39		End Of Session

Start                      End                      The results are provisional until the end of the time limit for protests and appeals  
26/02/2017              15:00                      15:35                      and the completion of the technical checks.

These data/results cannot be reproduced, stored and/or transmitted in whole or in part by any manner of electronic, mechanical, photocopying, recording, broadcasting or otherwise now known or herein after developed without the previous express consent by the copyright owner, except for reproduction in daily press and regular printed publications on sale to the public within 60 days of the event related to those data/results and always provided that copyright symbol appears together as follows below.

© DORNA WSBK ORGANIZATION Srl 2017





Phillip Island 4.445 m

**Australian Round, 24-25-26 February 2017**
**World Superbike - Lap Chart Race 2**

	Lap																					
	1	2	3	4	5	6	7	8	9	10	11	12	13	14	15	16	17	18	19	20	21	22
1	22	50	12	12	12	1	1	7	7	7	7	7	7	1	33	33	33	33	33	1	7	1
2	50	12	50	1	1	12	7	1	1	1	1	1	33	33	1	1	1	1	1	7	1	7
3	12	22	1	22	7	7	12	22	22	12	12	12	1	7	7	7	7	7	7	22	22	33
4	2	1	22	7	22	22	22	12	12	33	33	33	12	12	12	22	22	22	22	12	33	22
5	1	7	7	50	33	33	33	33	33	22	22	22	22	22	22	12	12	12	12	33	12	12
6	7	2	2	60	50	50	66	66	66	66	66	66	66	66	66	66	66	66	66	66	66	66
7	60	60	60	33	60	60	60	60	60	60	60	60	60	60	60	60	60	60	60	60	60	60
8	66	66	33	2	2	66	50	50	2	2	2	2	2	2	2	2	2	2	2	2	2	2
9	21	33	66	66	66	2	2	2	50	50	50	50	32	32	32	32	32	32	32	32	32	32
10	33	69	69	69	32	32	32	32	32	32	32	32	32	50	50	50	50	50	50	50	50	50
11	69	21	32	32	69	69	69	21	21	6	6	6	6	21	21	21	21	15	21	21	21	15
12	32	32	21	21	6	6	6	6	25	21	25	25	25	15	15	15	15	21	15	15	25	25
13	25	15	6	6	21	21	21	25	6	25	21	21	21	6	6	6	40	40	40	40	15	21
14	15	25	15	15	15	15	25	15	40	40	40	40	15	25	25	40	6	6	6	25	40	40
15	40	6	25	25	25	25	15	40	15	15	15	15	40	40	40	25	25	25	25	6	6	6
16	6	40	40	40	40	40	40	37	37	37	88	88	88	88	88	88	88	88	88	88	88	88
17	37	37	37	37	86	86	86	88	88	88	37	37	37	37	37	37	37	37	37	37	37	37
18	84	84	86	86	37	37	37	69														
19	86	86	88	88	88	88	88															
20	88	88																				

Final Result			
1	1	J. REA	Laps 22
2	7	C. DAVIES	0.025
3	33	M. MELANDRI	0.249
4	22	A. LOWES	0.956
5	12	X. FORÉS	2.320
6	66	T. SYKES	4.781
7	60	M. VAN DER MARK	7.307
8	2	L. CAMIER	9.756
9	32	L. SAVADORI	11.135
10	50	E. LAVERTY	20.123
11	15	A. DE ANGELIS	25.799
12	25	J. BROOKES	25.879
13	21	M. REITERBERGER	25.917
14	40	R. RAMOS	26.292
15	6	S. BRADL	28.440
16	88	R. KRUMMENACHER	33.679
17	37	O. JEZEK	1'13.561
RET	69	N. HAYDEN	14 Laps
RET	86	A. BADOVINI	15 Laps
RET	84	R. RUSSO	20 Laps
RET	81	J. TORRES	

26/02/2017

These data/results cannot be reproduced, stored and/or transmitted in whole or in part by any manner of electronic, mechanical, photocopying, recording, broadcasting or otherwise now known or herein after developed without the previous express consent by the copyright owner, except for reproduction in daily press and regular printed publications on sale to the public within 60 days of the event related to those data/results and always provided that copyright symbol appears together as follows below.

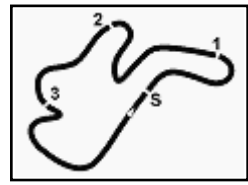
© DORNA WSBK ORGANIZATION Srl 2017

**FCR PERIGIA TIMING**


Official Tyre Supplier



Official Timekeeper



Phillip Island 4.445 m

**Australian Round, 24-25-26 February 2017**  
**World Superbike - Lap Chart Race 2**

**Lap 1**

1	22 A.Lowes (GBR)	
2	50 E.Laverty (IRL)	0.343
3	12 X.Forés (ESP)	0.448
4	2 L.Camier (GBR)	0.910
5	1 J.Rea (GBR)	1.029
6	7 C.Davies (GBR)	1.336
7	60 M.van der Mark (NED)	1.391
8	66 T.Sykes (GBR)	1.840
9	21 M.Reiterberger (GER)	2.270
10	33 M.Melandri (ITA)	2.471
11	69 N.Hayden (USA)	2.494
12	32 L.Savadori (ITA)	2.691
13	25 J.Brookes (AUS)	2.924
14	15 A.De Angelis (RSM)	3.090
15	40 R.Ramos (ESP)	3.496
16	6 S.Brady (GER)	3.505
17	37 O.Jezek (CZE)	3.847
18	84 R.Russo (ITA)	3.895
19	86 A.Badovini (ITA)	3.943
20	88 R.Krummenacher (SU)	5.850

**Lap 2**

1	50 E.Laverty (IRL)	
2	12 X.Forés (ESP)	0.005
3	22 A.Lowes (GBR)	0.008
4	1 J.Rea (GBR)	0.429
5	7 C.Davies (GBR)	0.766
6	2 L.Camier (GBR)	1.041
7	60 M.van der Mark (NED)	1.185
8	66 T.Sykes (GBR)	1.661
9	33 M.Melandri (ITA)	1.686
10	69 N.Hayden (USA)	2.838
11	21 M.Reiterberger (GER)	3.079
12	32 L.Savadori (ITA)	3.115
13	15 A.De Angelis (RSM)	3.545
14	25 J.Brookes (AUS)	3.812
15	6 S.Brady (GER)	3.889
16	40 R.Ramos (ESP)	4.482
17	37 O.Jezek (CZE)	4.967
18	84 R.Russo (ITA)	5.141
19	86 A.Badovini (ITA)	5.168
20	88 R.Krummenacher (SU)	6.146

**Lap 3**

1	12 X.Forés (ESP)	
2	50 E.Laverty (IRL)	0.334
3	1 J.Rea (GBR)	0.354
4	22 A.Lowes (GBR)	0.616
5	7 C.Davies (GBR)	0.886
6	2 L.Camier (GBR)	1.166
7	60 M.van der Mark (NED)	1.286
8	33 M.Melandri (ITA)	1.371
9	66 T.Sykes (GBR)	1.746
10	69 N.Hayden (USA)	3.259
11	32 L.Savadori (ITA)	3.424
12	21 M.Reiterberger (GER)	3.898
13	6 S.Brady (GER)	4.175
14	15 A.De Angelis (RSM)	4.185
15	25 J.Brookes (AUS)	4.467
16	40 R.Ramos (ESP)	5.044
17	37 O.Jezek (CZE)	6.604
18	86 A.Badovini (ITA)	7.392
19	88 R.Krummenacher (SU)	16.945

**Lap 4**

1	12 X.Forés (ESP)	
2	1 J.Rea (GBR)	0.404
3	22 A.Lowes (GBR)	1.022
4	7 C.Davies (GBR)	1.050
5	50 E.Laverty (IRL)	1.281
6	60 M.van der Mark (NED)	1.380
7	33 M.Melandri (ITA)	1.396
8	2 L.Camier (GBR)	2.102

9	66 T.Sykes (GBR)	2.273
10	69 N.Hayden (USA)	3.954
11	32 L.Savadori (ITA)	4.012
12	21 M.Reiterberger (GER)	4.690
13	6 S.Brady (GER)	4.842
14	15 A.De Angelis (RSM)	4.886
15	25 J.Brookes (AUS)	5.169
16	40 R.Ramos (ESP)	5.981
17	37 O.Jezek (CZE)	8.566
18	86 A.Badovini (ITA)	8.883
19	88 R.Krummenacher (SU)	18.869

**Lap 5**

1	12 X.Forés (ESP)	
2	1 J.Rea (GBR)	0.135
3	7 C.Davies (GBR)	0.772
4	22 A.Lowes (GBR)	0.927
5	33 M.Melandri (ITA)	2.227
6	50 E.Laverty (IRL)	2.242
7	60 M.van der Mark (NED)	2.280
8	2 L.Camier (GBR)	2.466
9	66 T.Sykes (GBR)	2.492
10	32 L.Savadori (ITA)	4.571
11	69 N.Hayden (USA)	4.824
12	6 S.Brady (GER)	5.625
13	21 M.Reiterberger (GER)	5.826
14	15 A.De Angelis (RSM)	5.862
15	25 J.Brookes (AUS)	5.998
16	40 R.Ramos (ESP)	6.742
17	86 A.Badovini (ITA)	10.608
18	37 O.Jezek (CZE)	10.623
19	88 R.Krummenacher (SU)	19.493

**Lap 6**

1	1 J.Rea (GBR)	
2	12 X.Forés (ESP)	0.156
3	7 C.Davies (GBR)	0.400
4	22 A.Lowes (GBR)	0.690
5	33 M.Melandri (ITA)	1.445
6	50 E.Laverty (IRL)	2.955
7	60 M.van der Mark (NED)	2.968
8	66 T.Sykes (GBR)	3.039
9	2 L.Camier (GBR)	3.320
10	32 L.Savadori (ITA)	4.870
11	69 N.Hayden (USA)	5.314
12	6 S.Brady (GER)	6.736
13	21 M.Reiterberger (GER)	7.095
14	15 A.De Angelis (RSM)	7.152
15	25 J.Brookes (AUS)	7.241
16	40 R.Ramos (ESP)	7.595
17	86 A.Badovini (ITA)	12.456
18	37 O.Jezek (CZE)	12.686
19	88 R.Krummenacher (SU)	20.429

**Lap 7**

1	1 J.Rea (GBR)	
2	7 C.Davies (GBR)	0.347
3	12 X.Forés (ESP)	0.619
4	22 A.Lowes (GBR)	0.783
5	33 M.Melandri (ITA)	0.881
6	66 T.Sykes (GBR)	3.131
7	60 M.van der Mark (NED)	3.442
8	50 E.Laverty (IRL)	3.834
9	2 L.Camier (GBR)	4.096
10	32 L.Savadori (ITA)	5.355
11	69 N.Hayden (USA)	5.758
12	6 S.Brady (GER)	7.775
13	21 M.Reiterberger (GER)	7.785
14	25 J.Brookes (AUS)	8.313
15	15 A.De Angelis (RSM)	8.544
16	40 R.Ramos (ESP)	8.774
17	86 A.Badovini (ITA)	14.270
18	37 O.Jezek (CZE)	14.580
19	88 R.Krummenacher (SU)	21.276

**Lap 8**

1	7 C.Davies (GBR)	
2	1 J.Rea (GBR)	0.002
3	22 A.Lowes (GBR)	0.047
4	12 X.Forés (ESP)	0.104
5	33 M.Melandri (ITA)	0.198
6	66 T.Sykes (GBR)	2.327
7	60 M.van der Mark (NED)	2.832
8	50 E.Laverty (IRL)	3.683
9	2 L.Camier (GBR)	4.024
10	32 L.Savadori (ITA)	4.955
11	21 M.Reiterberger (GER)	8.384
12	6 S.Brady (GER)	8.430
13	25 J.Brookes (AUS)	8.561
14	15 A.De Angelis (RSM)	9.033
15	40 R.Ramos (ESP)	9.157
16	37 O.Jezek (CZE)	16.042
17	88 R.Krummenacher (SU)	21.332
18	69 N.Hayden (USA)	45.120

**Lap 9**

1	7 C.Davies (GBR)	
2	1 J.Rea (GBR)	0.131
3	22 A.Lowes (GBR)	0.393
4	12 X.Forés (ESP)	0.455
5	33 M.Melandri (ITA)	0.545
6	66 T.Sykes (GBR)	2.262
7	60 M.van der Mark (NED)	2.869
8	2 L.Camier (GBR)	4.512
9	50 E.Laverty (IRL)	4.650
10	32 L.Savadori (ITA)	5.349
11	21 M.Reiterberger (GER)	9.491
12	25 J.Brookes (AUS)	9.566
13	6 S.Brady (GER)	9.604
14	40 R.Ramos (ESP)	10.021
15	15 A.De Angelis (RSM)	10.198
16	37 O.Jezek (CZE)	19.339
17	88 R.Krummenacher (SU)	22.040

**Lap 10**

1	7 C.Davies (GBR)	
2	1 J.Rea (GBR)	0.025
3	12 X.Forés (ESP)	0.305
4	33 M.Melandri (ITA)	0.330
5	22 A.Lowes (GBR)	1.096
6	66 T.Sykes (GBR)	2.184
7	60 M.van der Mark (NED)	2.940
8	2 L.Camier (GBR)	4.880
9	50 E.Laverty (IRL)	5.252
10	32 L.Savadori (ITA)	5.730
11	6 S.Brady (GER)	10.818
12	21 M.Reiterberger (GER)	10.818
13	25 J.Brookes (AUS)	11.001
14	40 R.Ramos (ESP)	11.248
15	15 A.De Angelis (RSM)	11.397
16	37 O.Jezek (CZE)	22.254
17	88 R.Krummenacher (SU)	23.271

**Lap 11**

1	7 C.Davies (GBR)	
2	1 J.Rea (GBR)	0.048
3	12 X.Forés (ESP)	0.220
4	33 M.Melandri (ITA)	0.307
5	22 A.Lowes (GBR)	0.805
6	66 T.Sykes (GBR)	1.987
7	60 M.van der Mark (NED)	3.206
8	2 L.Camier (GBR)	5.508
9	50 E.Laverty (IRL)	6.154
10	32 L.Savadori (ITA)	6.227
11	6 S.Brady (GER)	12.070
12	25 J.Brookes (AUS)	12.140
13	21 M.Reiterberger (GER)	12.422
14	40 R.Ramos (ESP)	12.584
15	15 A.De Angelis (RSM)	12.744

16	88 R.Krummenacher (SU)	24.652
17	37 O.Jezek (CZE)	25.458

**Lap 12**

1	7 C.Davies (GBR)	
2	1 J.Rea (GBR)	0.036
3	12 X.Forés (ESP)	0.097
4	33 M.Melandri (ITA)	0.132
5	22 A.Lowes (GBR)	0.695
6	66 T.Sykes (GBR)	1.907
7	60 M.van der Mark (NED)	3.279
8	2 L.Camier (GBR)	5.710
9	50 E.Laverty (IRL)	7.056
10	32 L.Savadori (ITA)	7.099
11	6 S.Brady (GER)	13.260
12	25 J.Brookes (AUS)	13.361
13	21 M.Reiterberger (GER)	13.444
14	40 R.Ramos (ESP)	13.660
15	15 A.De Angelis (RSM)	13.674
16	88 R.Krummenacher (SU)	25.435
17	37 O.Jezek (CZE)	28.788

**Lap 13**

1	7 C.Davies (GBR)	
2	33 M.Melandri (ITA)	0.032
3	1 J.Rea (GBR)	0.130
4	12 X.Forés (ESP)	0.284
5	22 A.Lowes (GBR)	0.766
6	66 T.Sykes (GBR)	1.608
7	60 M.van der Mark (NED)	3.524
8	2 L.Camier (GBR)	5.933
9	32 L.Savadori (ITA)	7.399
10	50 E.Laverty (IRL)	8.036
11	6 S.Brady (GER)	14.527
12	25 J.Brookes (AUS)	14.553
13	21 M.Reiterberger (GER)	14.597
14	15 A.De Angelis (RSM)	14.652
15	40 R.Ramos (ESP)	15.111
16	88 R.Krummenacher (SU)	26.183
17	37 O.Jezek (CZE)	37.391

**Lap 14**

1	1 J.Rea (GBR)	
2	33 M.Melandri (ITA)	0.022
3	7 C.Davies (GBR)	0.129
4	12 X.Forés (ESP)	0.208
5	22 A.Lowes (GBR)	0.582
6	66 T.Sykes (GBR)	0.873
7	60 M.van der Mark (NED)	3.302
8	2 L.Camier (GBR)	5.884
9	32 L.Savadori (ITA)	7.399
10	50 E.Laverty (IRL)	8.319
11	21 M.Reiterberger (GER)	15.221
12	15 A.De Angelis (RSM)	15.253
13	6 S.Brady (GER)	15.417
14	25 J.Brookes (AUS)	15.586
15	40 R.Ramos (ESP)	15.935
16	88 R.Krummenacher (SU)	26.499
17	37 O.Jezek (CZE)	40.996

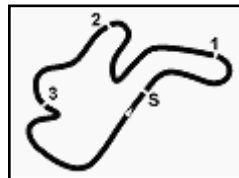
**Lap 15**

1	33 M.Melandri (ITA)	
2	1 J.Rea (GBR)	0.318
3	7 C.Davies (GBR)	0.462
4	12 X.Forés (ESP)	0.535
5	22 A.Lowes (GBR)	0.812
6	66 T.Sykes (GBR)	1.433
7	60 M.van der Mark (NED)	3.585
8	2 L.Camier (GBR)	6.358
9	32 L.Savadori (ITA)	7.532
10	50 E.Laverty (IRL)	9.584
11	21 M.Reiterberger (GER)	16.582
12	15 A.De Angelis (RSM)	16.635
13	6 S.Brady (GER)	16.967

26/02/2017

These data/results cannot be reproduced, stored and/or transmitted in whole or in part by any manner of electronic, mechanical, photocopying, recording, broadcasting or otherwise now known or herein after developed without the previous express consent by the copyright owner, except for reproduction in daily press and regular printed publications on sale to the public within 60 days of the event related to those data/results and always provided that copyright symbol appears together as follows below.

© DORNA WSBK ORGANIZATION Srl 2017



Phillip Island 4.445 m

3 / 3

**Australian Round, 24-25-26 February 2017**
**World Superbike - Lap Chart Race 2**

14	<b>25 J.Brookes</b> (AUS)	17.096	12	<b>15 A.De Angelis</b> (RSM)	22.040
15	<b>40 R.Ramos</b> (ESP)	17.188	13	<b>40 R.Ramos</b> (ESP)	22.085
16	<b>88 R.Krummenacher</b> (SU)	27.300	14	<b>6 S.Bradl</b> (GER)	22.408
17	<b>37 O.Jezek</b> (CZE)	44.340	15	<b>25 J.Brookes</b> (AUS)	22.545
			16	<b>88 R.Krummenacher</b> (SU)	30.601
			17	<b>37 O.Jezek</b> (CZE)	59.298

**Lap 16**

1	<b>33 M.Melandri</b> (ITA)	
2	<b>1 J.Rea</b> (GBR)	0.440
3	<b>7 C.Davies</b> (GBR)	0.523
4	<b>22 A.Lowes</b> (GBR)	0.945
5	<b>12 X.Forés</b> (ESP)	0.986
6	<b>66 T.Sykes</b> (GBR)	1.703
7	<b>60 M.van der Mark</b> (NED)	4.075
8	<b>2 L.Camier</b> (GBR)	6.927
9	<b>32 L.Savadori</b> (ITA)	7.879
10	<b>50 E.Laverty</b> (IRL)	11.081
11	<b>21 M.Reiterberger</b> (GER)	17.979
12	<b>15 A.De Angelis</b> (RSM)	18.157
13	<b>6 S.Bradl</b> (GER)	18.303
14	<b>40 R.Ramos</b> (ESP)	18.413
15	<b>25 J.Brookes</b> (AUS)	18.522
16	<b>88 R.Krummenacher</b> (SU)	28.366
17	<b>37 O.Jezek</b> (CZE)	48.147

**Lap 17**

1	<b>33 M.Melandri</b> (ITA)	
2	<b>1 J.Rea</b> (GBR)	0.287
3	<b>7 C.Davies</b> (GBR)	0.359
4	<b>22 A.Lowes</b> (GBR)	0.632
5	<b>12 X.Forés</b> (ESP)	1.153
6	<b>66 T.Sykes</b> (GBR)	2.273
7	<b>60 M.van der Mark</b> (NED)	4.727
8	<b>2 L.Camier</b> (GBR)	7.649
9	<b>32 L.Savadori</b> (ITA)	8.467
10	<b>50 E.Laverty</b> (IRL)	12.362
11	<b>21 M.Reiterberger</b> (GER)	19.230
12	<b>15 A.De Angelis</b> (RSM)	19.261
13	<b>40 R.Ramos</b> (ESP)	19.714
14	<b>6 S.Bradl</b> (GER)	19.880
15	<b>25 J.Brookes</b> (AUS)	20.032
16	<b>88 R.Krummenacher</b> (SU)	29.202
17	<b>37 O.Jezek</b> (CZE)	52.035

**Lap 18**

1	<b>33 M.Melandri</b> (ITA)	
2	<b>1 J.Rea</b> (GBR)	0.188
3	<b>7 C.Davies</b> (GBR)	0.351
4	<b>22 A.Lowes</b> (GBR)	0.620
5	<b>12 X.Forés</b> (ESP)	1.213
6	<b>66 T.Sykes</b> (GBR)	2.557
7	<b>60 M.van der Mark</b> (NED)	5.242
8	<b>2 L.Camier</b> (GBR)	8.172
9	<b>32 L.Savadori</b> (ITA)	9.122
10	<b>50 E.Laverty</b> (IRL)	13.527
11	<b>15 A.De Angelis</b> (RSM)	20.734
12	<b>21 M.Reiterberger</b> (GER)	20.846
13	<b>40 R.Ramos</b> (ESP)	20.995
14	<b>6 S.Bradl</b> (GER)	21.202
15	<b>25 J.Brookes</b> (AUS)	21.355
16	<b>88 R.Krummenacher</b> (SU)	30.075
17	<b>37 O.Jezek</b> (CZE)	56.040

**Lap 19**

1	<b>33 M.Melandri</b> (ITA)	
2	<b>1 J.Rea</b> (GBR)	0.062
3	<b>7 C.Davies</b> (GBR)	0.100
4	<b>22 A.Lowes</b> (GBR)	0.439
5	<b>12 X.Forés</b> (ESP)	0.742
6	<b>66 T.Sykes</b> (GBR)	2.401
7	<b>60 M.van der Mark</b> (NED)	5.536
8	<b>2 L.Camier</b> (GBR)	8.194
9	<b>32 L.Savadori</b> (ITA)	9.119
10	<b>50 E.Laverty</b> (IRL)	14.440
11	<b>21 M.Reiterberger</b> (GER)	21.696

**Lap 20**

1	<b>1 J.Rea</b> (GBR)	
2	<b>7 C.Davies</b> (GBR)	0.005
3	<b>22 A.Lowes</b> (GBR)	0.140
4	<b>12 X.Forés</b> (ESP)	0.801
5	<b>33 M.Melandri</b> (ITA)	0.829
6	<b>66 T.Sykes</b> (GBR)	2.302
7	<b>60 M.van der Mark</b> (NED)	5.907
8	<b>2 L.Camier</b> (GBR)	8.292
9	<b>32 L.Savadori</b> (ITA)	9.188
10	<b>50 E.Laverty</b> (IRL)	16.063
11	<b>21 M.Reiterberger</b> (GER)	22.802
12	<b>15 A.De Angelis</b> (RSM)	23.021
13	<b>40 R.Ramos</b> (ESP)	23.029
14	<b>25 J.Brookes</b> (AUS)	23.164
15	<b>6 S.Bradl</b> (GER)	24.031
16	<b>88 R.Krummenacher</b> (SU)	31.137
17	<b>37 O.Jezek</b> (CZE)	1'02.576

**Lap 21**

1	<b>7 C.Davies</b> (GBR)	
2	<b>1 J.Rea</b> (GBR)	0.052
3	<b>22 A.Lowes</b> (GBR)	0.180
4	<b>33 M.Melandri</b> (ITA)	0.282
5	<b>12 X.Forés</b> (ESP)	1.369
6	<b>66 T.Sykes</b> (GBR)	2.979
7	<b>60 M.van der Mark</b> (NED)	6.521
8	<b>2 L.Camier</b> (GBR)	8.873
9	<b>32 L.Savadori</b> (ITA)	9.725
10	<b>50 E.Laverty</b> (IRL)	17.882
11	<b>21 M.Reiterberger</b> (GER)	24.042
12	<b>25 J.Brookes</b> (AUS)	24.119
13	<b>15 A.De Angelis</b> (RSM)	24.240
14	<b>40 R.Ramos</b> (ESP)	24.593
15	<b>6 S.Bradl</b> (GER)	25.735
16	<b>88 R.Krummenacher</b> (SU)	32.086
17	<b>37 O.Jezek</b> (CZE)	1'06.907

**Lap 22**

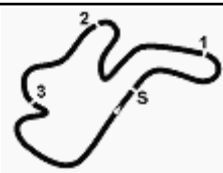
1	<b>1 J.Rea</b> (GBR)	
2	<b>7 C.Davies</b> (GBR)	0.025
3	<b>33 M.Melandri</b> (ITA)	0.249
4	<b>22 A.Lowes</b> (GBR)	0.956
5	<b>12 X.Forés</b> (ESP)	2.320
6	<b>66 T.Sykes</b> (GBR)	4.781
7	<b>60 M.van der Mark</b> (NED)	7.307
8	<b>2 L.Camier</b> (GBR)	9.756
9	<b>32 L.Savadori</b> (ITA)	11.135
10	<b>50 E.Laverty</b> (IRL)	20.123
11	<b>15 A.De Angelis</b> (RSM)	25.799
12	<b>25 J.Brookes</b> (AUS)	25.879
13	<b>21 M.Reiterberger</b> (GER)	25.917
14	<b>40 R.Ramos</b> (ESP)	26.292
15	<b>6 S.Bradl</b> (GER)	28.440
16	<b>88 R.Krummenacher</b> (SU)	33.679
17	<b>37 O.Jezek</b> (CZE)	1'13.561

26/02/2017

These data/results cannot be reproduced, stored and/or transmitted in whole or in part by any manner of electronic, mechanical, photocopying, recording, broadcasting or otherwise now known or herein after developed without the previous express consent by the copyright owner, except for reproduction in daily press and regular printed publications on sale to the public within 60 days of the event related to those data/results and always provided that copyright symbol appears together as follows below.

© DORNA WSBK ORGANIZATION Srl 2017





Phillip Island 4.445 m

## Australian Round, 24-25-26 February 2017 World Superbike - Best Sector & Speed Race 2

**RESULTS**

Pos	Rider	Motorcycle	Laps
1	J. REA	Kawasaki ZX-10R	22
2	7 C. DAVIES	Ducati Panigale R	0.025
3	33 M. MELANDRI	Ducati Panigale R	0.249
4	22 A. LOWES	Yamaha YZF R1	0.956
5	12 X. FORÉS	Ducati Panigale R	2.320
6	66 T. SYKES	Kawasaki ZX-10R	4.781
7	60 M. VAN DER MARK	Yamaha YZF R1	7.307
8	2 L. CAMIER	MV Agusta 1000 F4	9.756
9	32 L. SAVADORI	Aprilia RSV4 RF	11.135
10	50 E. LAVERTY	Aprilia RSV4 RF	20.123
11	15 A. DE ANGELIS	Kawasaki ZX-10R	25.799
12	25 J. BROOKES	Yamaha YZF R1	25.879
13	21 M. REITERBERGER	BMW S 1000 RR	25.917
14	40 R. RAMOS	Kawasaki ZX-10R	26.292
15	6 S. BRADL	Honda CBR1000RR	28.440
16	88 R. KRUMMENACHER	Kawasaki ZX-10R	33.679
17	37 O. JEZEK	Kawasaki ZX-10R	1'13.561
RET	69 N. HAYDEN	Honda CBR1000RR	14 Laos
RET	86 A. BADOVINI	Kawasaki ZX-10R	15 Laos
RET	84 R. RUSSO	Yamaha YZF R1	20 Laos
RET	81 J. TORRES	BMW S 1000 RR	

**SPEED**

Pos	Rider	Motorcycle	Speed
1	33 M. MELANDRI	Ducati Panigale R	317.6
2	7 C. DAVIES	Ducati Panigale R	315.8
3	60 M. VAN DER MARK	Yamaha YZF R1	314.9
4	1 J. REA	Kawasaki ZX-10R	314.0
5	66 T. SYKES	Kawasaki ZX-10R	313.0
6	22 A. LOWES	Yamaha YZF R1	311.2
7	12 X. FORÉS	Ducati Panigale R	311.2
8	50 E. LAVERTY	Aprilia RSV4 RF	310.3
9	6 S. BRADL	Honda CBR1000RR	309.5
10	2 L. CAMIER	MV Agusta 1000 F4	309.5
11	32 L. SAVADORI	Aprilia RSV4 RF	308.6
12	15 A. DE ANGELIS	Kawasaki ZX-10R	307.7
13	40 R. RAMOS	Kawasaki ZX-10R	307.7
14	21 M. REITERBERGER	BMW S 1000 RR	305.9
15	84 R. RUSSO	Yamaha YZF R1	305.1
16	25 J. BROOKES	Yamaha YZF R1	304.2
17	88 R. KRUMMENACHER	Kawasaki ZX-10R	302.5
18	69 N. HAYDEN	Honda CBR1000RR	302.5
19	37 O. JEZEK	Kawasaki ZX-10R	300.8
20	86 A. BADOVINI	Kawasaki ZX-10R	298.3

SEG. 1		SEG. 2		SEG. 3		SEG. 4		SEG. 5						
1	33 M. MELANDRI	3.099	1	J. REA	18.535	1	33 M. MELANDRI	26.365	1	12 X. FORÉS	17.346	1	33 M. MELANDRI	25.420
2	60 M. VAN DER MAR	3.139	2	7 C. DAVIES	18.554	2	1 J. REA	26.449	2	1 J. REA	17.360	2	1 J. REA	25.536
3	7 C. DAVIES	3.141	3	60 M. VAN DER MAR	18.571	3	7 C. DAVIES	26.462	3	22 A. LOWES	17.375	3	12 X. FORÉS	25.598
4	1 J. REA	3.148	4	50 E. LAVERTY	18.588	4	50 E. LAVERTY	26.463	4	66 T. SYKES	17.430	4	60 M. VAN DER MAR	25.605
5	66 T. SYKES	3.154	5	33 M. MELANDRI	18.598	5	22 A. LOWES	26.466	5	33 M. MELANDRI	17.436	5	2 L. CAMIER	25.655
6	12 X. FORÉS	3.166	6	12 X. FORÉS	18.608	6	66 T. SYKES	26.534	6	7 C. DAVIES	17.443	6	66 T. SYKES	25.690
7	50 E. LAVERTY	3.182	7	22 A. LOWES	18.620	7	2 L. CAMIER	26.650	7	60 M. VAN DER MAR	17.450	7	50 E. LAVERTY	25.695
8	22 A. LOWES	3.182	8	88 R. KRUMMENAC	18.644	8	12 X. FORÉS	26.651	8	6 S. BRADL	17.494	8	22 A. LOWES	25.697
9	6 S. BRADL	3.187	9	15 A. DE ANGELIS	18.670	9	60 M. VAN DER MAR	26.709	9	2 L. CAMIER	17.495	9	7 C. DAVIES	25.699
10	32 L. SAVADORI	3.205	10	32 L. SAVADORI	18.683	10	69 N. HAYDEN	26.711	10	50 E. LAVERTY	17.505	10	32 L. SAVADORI	25.778
11	15 A. DE ANGELIS	3.208	11	66 T. SYKES	18.687	11	32 L. SAVADORI	26.770	11	32 L. SAVADORI	17.520	11	6 S. BRADL	25.828
12	40 R. RAMOS	3.213	12	6 S. BRADL	18.705	12	40 R. RAMOS	26.772	12	69 N. HAYDEN	17.550	12	25 J. BROOKES	25.842
13	2 L. CAMIER	3.215	13	2 L. CAMIER	18.737	13	88 R. KRUMMENAC	26.800	13	88 R. KRUMMENAC	17.563	13	88 R. KRUMMENAC	25.857
14	21 M. REITERBERG	3.224	14	25 J. BROOKES	18.776	14	21 M. REITERBERG	26.860	14	15 A. DE ANGELIS	17.582	14	69 N. HAYDEN	25.878
15	84 R. RUSSO	3.237	15	69 N. HAYDEN	18.802	15	6 S. BRADL	26.923	15	21 M. REITERBERG	17.599	15	15 A. DE ANGELIS	25.884
16	69 N. HAYDEN	3.246	16	21 M. REITERBERG	18.817	16	25 J. BROOKES	26.971	16	40 R. RAMOS	17.607	16	86 A. BADOVINI	25.913
17	86 A. BADOVINI	3.258	17	40 R. RAMOS	18.855	17	15 A. DE ANGELIS	27.018	17	86 A. BADOVINI	17.608	17	21 M. REITERBERG	25.958
18	25 J. BROOKES	3.263	18	37 O. JEZEK	19.002	18	37 O. JEZEK	27.041	18	25 J. BROOKES	17.641	18	40 R. RAMOS	26.008
19	88 R. KRUMMENAC	3.267	19	84 R. RUSSO	19.010	19	86 A. BADOVINI	27.087	19	84 R. RUSSO	17.672	19	37 O. JEZEK	26.079
20	37 O. JEZEK	3.275	20	86 A. BADOVINI	19.100	20	84 R. RUSSO	27.163	20	37 O. JEZEK	17.773	20	84 R. RUSSO	26.125

26/02/2017

These data/results cannot be reproduced, stored and/or transmitted in whole or in part by any manner of electronic, mechanical, photocopying, recording, broadcasting or otherwise now known or herein after developed without the previous express consent by the copyright owner, except for reproduction in daily press and regular printed publications on sale to the public within 60 days of the event related to those data/results and always provided that copyright symbol appears together as follows below.

© DORNA WSBK ORGANIZATION Srl 2017

**FICR PERUGIA TIMING**


Official Tyre Supplier



Official Timekeeper

## Australian Round, 24-25-26 February 2017 World Superbike - Chronological Analysis Race 2

Start at 15:00'16.047

Phillip Island 4.445 m

1 / 3

1 J. REA (1'31.560)								
Lap	Seg. 1	Seg. 2	Seg. 3	Seg. 4	Seg. 5	Lap Time	km/h	Local Time
1			27.077	17.480	25.536	1'38.219		15:01'54.266
2	3.156	18.700	26.476	17.457	25.771	1'31.560	314.0	15:03'25.826
3	3.181	18.855	26.750	17.546	25.695	1'32.027	313.0	15:04'57.853
4	3.259	18.805	26.689	17.514	25.789	1'32.056	302.5	15:06'29.909
5	3.236	18.535	26.711	17.548	25.805	1'31.835	305.1	15:08'01.744
6	3.190	18.705	26.599	17.474	25.857	1'31.825	307.7	15:09'33.569
7	3.273	18.572	26.657	17.543	25.871	1'31.916	301.7	15:11'05.485
8	3.288	18.713	26.788	17.681	26.241	1'32.711	300.8	15:12'38.196
9	3.307	18.879	26.611	17.589	25.825	1'32.211	299.2	15:14'10.407
10	3.190	18.770	26.653	17.596	25.749	1'31.958	308.6	15:15'42.365
11	3.292	18.799	26.669	17.414	25.870	1'32.044	300.0	15:17'14.409
12	3.284	18.891	26.610	17.360	25.995	1'32.140	299.2	15:18'46.549
13	3.304	19.035	26.802	17.535	25.732	1'32.408	295.9	15:20'18.957
14	3.167	18.874	26.685	17.715	26.117	1'32.558	310.3	15:21'51.515
15	3.316	19.132	26.449	17.520	25.980	1'32.397	297.5	15:23'23.912
16	3.200	18.850	26.571	17.551	25.902	1'32.074	309.5	15:24'55.986
17	3.202	18.734	26.535	17.521	25.913	1'31.905	310.3	15:26'27.891
18	3.195	18.903	26.563	17.523	25.899	1'32.083	308.6	15:27'59.974
19	3.210	18.969	26.718	17.671	25.912	1'32.480	306.8	15:29'32.454
20	3.148	18.789	26.712	17.693	26.007	1'32.349	311.2	15:31'04.803
21	3.267	18.923	26.737	17.489	25.836	1'32.252	301.7	15:32'37.055
22	3.206	18.723	26.479	17.435	25.934	1'31.777	305.9	15:34'08.832

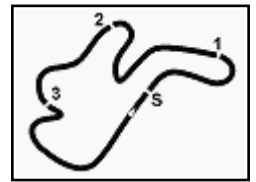
7 C. DAVIES (1'31.588)								
Lap	Seg. 1	Seg. 2	Seg. 3	Seg. 4	Seg. 5	Lap Time	km/h	Local Time
1			27.023	17.766	25.709	1'38.526		15:01'54.573
2	3.165	18.567	26.558	17.514	25.786	1'31.590	314.0	15:03'26.163
3	3.160	18.791	26.834	17.574	25.863	1'32.222	314.9	15:04'58.385
4	3.153	18.870	26.803	17.581	25.763	1'32.170	315.8	15:06'30.555
5	3.201	18.766	26.496	17.569	25.794	1'31.826	307.7	15:08'02.381
6	3.218	18.554	26.558	17.559	25.699	1'31.588	307.7	15:09'33.969
7	3.168	18.731	26.643	17.576	25.745	1'31.863	314.0	15:11'05.832
8	3.227	18.730	26.659	17.634	26.112	1'32.362	306.8	15:12'38.194
9	3.257	18.722	26.524	17.599	25.980	1'32.082	304.2	15:14'10.276
10	3.270	18.707	26.485	17.663	25.939	1'32.064	303.4	15:15'42.340
11	3.258	18.670	26.462	17.570	26.061	1'32.021	303.4	15:17'14.361
12	3.255	18.673	26.488	17.571	26.165	1'32.152	304.2	15:18'46.513
13	3.261	18.729	26.720	17.603	26.001	1'32.314	304.2	15:20'18.827
14	3.268	19.087	26.856	17.618	25.988	1'32.817	301.7	15:21'51.644
15	3.227	19.325	26.552	17.520	25.788	1'32.412	301.7	15:23'24.056
16	3.150	18.892	26.620	17.504	25.847	1'32.013	315.8	15:24'56.069
17	3.144	18.831	26.599	17.506	25.814	1'31.894	313.0	15:26'27.963
18	3.141	19.017	26.572	17.503	25.941	1'32.174	313.0	15:28'00.137
19	3.154	19.036	26.668	17.663	25.834	1'32.355	314.9	15:29'32.492
20	3.151	18.866	26.693	17.704	25.902	1'32.316	311.2	15:31'04.803
21	3.244	18.821	26.492	17.668	25.970	1'32.195	302.5	15:32'37.003
22	3.258	18.805	26.543	17.443	25.805	1'31.854	302.5	15:34'08.857

33 M. MELANDRI (1'31.178)								
Lap	Seg. 1	Seg. 2	Seg. 3	Seg. 4	Seg. 5	Lap Time	km/h	Local Time
1			27.941	17.681	25.658	1'39.661		15:01'55.708
2	3.182	18.749	26.546	17.478	25.420	1'31.375	310.3	15:03'27.083
3	3.161	18.693	26.676	17.504	25.753	1'31.787	311.2	15:04'58.870
4	3.124	18.808	26.797	17.604	25.698	1'32.031	314.0	15:06'30.901
5	3.138	19.034	26.678	17.555	26.530	1'32.935	311.2	15:08'03.836
6	3.220	18.598	26.365	17.502	25.493	1'31.178	305.9	15:09'35.014
7	3.183	18.630	26.574	17.520	25.445	1'31.352	311.2	15:11'06.366
8	3.103	18.857	26.857	17.582	25.627	1'32.026	317.6	15:12'38.392
9	3.143	19.379	26.803	17.479	25.625	1'32.429	304.2	15:14'10.821
10	3.143	18.984	26.788	17.456	25.478	1'31.849	298.3	15:15'42.670
11	3.167	18.813	27.017	17.436	25.565	1'31.998	309.5	15:17'14.668
12	3.119	18.903	26.818	17.480	25.657	1'31.977	312.1	15:18'46.645
13	3.163	18.799	26.856	17.591	25.805	1'32.214	308.6	15:20'18.859
14	3.227	18.985	26.745	17.698	26.023	1'32.678	303.4	15:21'51.537
15	3.255	18.817	26.521	17.658	25.806	1'32.057	301.7	15:23'23.594
16	3.251	18.908	26.516	17.629	25.648	1'31.952	303.4	15:24'55.546
17	3.245	18.825	26.571	17.615	25.802	1'32.058	303.4	15:26'27.604
18	3.246	18.871	26.548	17.679	25.838	1'32.182	304.2	15:27'59.786
19	3.254	18.881	26.741	17.763	25.967	1'32.606	303.4	15:29'32.392
20	3.237	18.979	27.000	17.714	26.310	1'33.240	304.2	15:31'05.632
21	3.168	18.804	26.569	17.503	25.609	1'31.653	309.5	15:32'37.285
22	3.099	18.757	26.898	17.492	25.550	1'31.796	317.6	15:34'09.081

22 A. LOWES (1'31.723)								
Lap	Seg. 1	Seg. 2	Seg. 3	Seg. 4	Seg. 5	Lap Time	km/h	Local Time
1			26.466	17.375	25.760	1'37.190		15:01'53.237

2	3.324	18.726	26.651	17.559	25.908	1'32.168	296.7	15:03'25.405
3	3.370	19.229	26.759	17.611	25.741	1'32.710	288.0	15:04'58.115
4	3.238	18.931	26.782	17.586	25.875	1'32.412	304.2	15:06'30.527
5	3.271	18.851	26.636	17.523	25.728	1'32.009	301.7	15:08'02.536
6	3.241	18.620	26.563	17.555	25.744	1'31.723	305.1	15:09'34.259
7	3.205	18.656	26.834	17.500	25.814	1'32.009	309.5	15:11'06.268
8	3.199	18.701	26.675	17.494	25.904	1'31.973	307.7	15:12'38.241
9	3.259	19.046	26.686	17.523	25.914	1'32.428	299.2	15:14'10.669
10	3.239	18.976	27.154	17.544	25.854	1'32.767	301.7	15:15'43.436
11	3.217	18.699	26.580	17.516	25.718	1'31.730	306.8	15:17'15.166
12	3.198	18.669	26.852	17.495	25.828	1'32.042	309.5	15:18'47.208
13	3.223	18.808	26.926	17.526	25.902	1'32.385	305.9	15:20'19.593
14	3.213	18.751	27.162	17.558	25.820	1'32.504	307.7	15:21'52.097
15	3.182	19.047	26.922	17.461	25.697	1'32.309	311.2	15:23'24.406
16	3.184	18.788	26.699	17.459	25.955	1'32.085	310.3	15:24'56.491
17	3.217	18.829	26.597	17.397	25.705	1'31.745	305.9	15:26'28.236
18	3.202	18.858	26.778	17.530	25.802	1'32.170	307.7	15:28'00.406
19	3.193	18.883	26.727	17.671	25.951	1'32.425	310.3	15:29'32.831
20	3.205	18.797	26.664	17.579	25.867	1'32.112	308.6	15:31'04.943
21	3.225	18.940	26.701	17.608	25.766	1'32.240	303.4	15:32'37.183
22	3.190	18.896	27.088	17.502	25.929	1'32.605	308.6	15:34'09.788

12 X. FORÉS (1'31.717)								
Lap	Seg. 1	Seg. 2	Seg. 3	Seg. 4	Seg. 5	Lap Time	km/h	Local Time
1			27.218	17.399	25.612	1'37.638		15:01'53.685
2	3.198	18.679	26.674	17.568	25.598	1'31.717	305.9	15:03'25.402
3	3.283	18.677	26.807	17.467	25.863	1'32.097	298.3	15:04'57.499
4	3.303	18.608	26.662	17.514	25.919	1'32.006	298.3	15:06'29.505
5	3.308	18.658	26.678	17.498	25.962	1'32.104	297.5	15:08'01.609
6	3.301	18.874	26.768	17.422	25.751	1'32.116	299.2	15:09'33.725
7	3.268	18.682	26.974	17.544	25.911	1'32.379	300.8	15:11'06.104
8	3.247	18.627	27.064	17.346	25.910	1'32.194	302.5	15:12'38.298
9	3.286	19.215	26.797	17.394	25.741	1'32.433	288.8	15:14'10.731
10	3.173	18.903	26.651	17.428	25.759	1'31.914	305.1	15:15'42.645
11	3.239	18.950	26.712	17.391	25.644	1'31.936	302.5	15:17'14.581
12	3.216	18.716	26.861	17.431	25.805	1'32.029	305.1	15:18'46.610
13	3.236	19.138	26.933	17.429	25.765	1'32.501	292.7	15:20'19.111
14	3.187	18.955	27.058	17.489	25.923	1'32.612	307.7	15:21'51.723
15	3.218	19.151	26.947	17.408	25.682	1'32.406	302.5	15:23'24.129
16	3.166	18.951	26.969	17.383	25.934	1'32.403	311.2	15:24'56.532
17	3.178	18.973	26.910	17.372	25.792	1'32.225	307.7	15:26'28.757
18	3.245	18.795	26.827	17.551	25.824	1'32.242	303.4	15:28'00.999
19	3.251	18.719	26.794	17.444	25.927	1'32.135	303.4	15:29'33.134
20	3.264	18.750	26.813	17.445	26.198	1'32.470	300.8	15:31'05.604
21	3.258	19.094	26.899	17.591	25.926	1'32.768	301.7	



## Australian Round, 24-25-26 February 2017

### World Superbike - Chronological Analysis Race 2

Phillip Island 4.445 m

Start at 15:00'16.047

2 / 3

6	3.238	18.990	26.821	<b>17.450</b>	26.149	1'32.648	304.2	15:09'36.537	11	3.238	19.024	26.838	17.783	26.040	1'32.923	305.1	15:17'20.515
7	3.274	18.831	26.835	17.485	25.965	1'32.390	298.3	15:11'08.927	12	3.241	18.955	26.889	17.871	26.098	1'33.054	305.1	15:18'53.569
8	3.228	18.644	26.769	17.552	25.906	1'32.099	305.9	15:12'41.026	13	3.244	19.257	26.930	17.777	26.086	1'33.294	304.2	15:20'26.863
9	3.245	18.621	26.816	17.559	25.878	1'32.119	304.2	15:14'13.145	14	3.230	19.037	26.903	17.792	26.009	1'32.971	305.1	15:21'59.834
10	3.240	18.635	26.738	17.612	25.910	1'32.135	305.9	15:15'45.280	15	3.254	19.179	26.876	17.878	26.157	1'33.344	302.5	15:23'33.178
11	3.248	18.647	26.785	17.657	25.950	1'32.287	305.1	15:17'17.567	16	3.264	19.132	27.011	17.925	26.117	1'33.449	301.7	15:25'06.627
12	3.255	<b>18.571</b>	26.836	17.569	25.994	1'32.225	303.4	15:18'49.792	17	3.260	19.138	26.966	17.822	26.093	1'33.339	301.7	15:26'39.966
13	3.273	18.750	26.843	17.618	26.075	1'32.559	300.8	15:20'22.351	18	3.268	19.101	26.947	17.897	26.134	1'33.347	301.7	15:28'13.313
14	3.280	18.698	26.854	17.688	25.946	1'32.466	300.0	15:21'54.817	19	3.255	19.128	26.940	17.937	26.259	1'33.519	302.5	15:29'46.832
15	3.272	18.631	26.836	17.629	25.994	1'32.362	302.5	15:23'27.179	20	3.261	19.232	27.173	18.079	26.289	1'34.034	302.5	15:31'20.866
16	3.259	18.676	26.824	17.672	26.011	1'32.442	303.4	15:24'59.621	21	3.266	19.215	27.133	18.049	26.356	1'34.019	301.7	15:32'54.885
17	3.277	18.825	26.904	17.641	26.063	1'32.710	300.8	15:26'32.331	22	3.270	19.271	27.154	18.054	26.321	1'34.070	300.8	15:34'28.955
18	3.277	18.706	26.822	17.770	26.122	1'32.697	301.7	15:28'05.028									
19	3.302	18.805	26.887	17.755	26.151	1'32.900	298.3	15:29'37.928									
20	3.303	18.757	26.859	17.649	26.214	1'32.782	298.3	15:31'10.710									
21	3.301	18.732	26.950	17.704	26.127	1'32.814	299.2	15:32'43.524									
22	3.303	18.748	26.828	17.682	26.054	1'32.615	297.5	15:34'16.139									

#### 2 L. CAMIER (1'32.227)

Lap	Seg. 1	Seg. 2	Seg. 3	Seg. 4	Seg. 5	Lap Time	km/h	Local Time
1			27.168	17.521	<b>25.655</b>	1'38.100		15:01'54.147
2	3.276	19.046	26.778	<b>17.495</b>	25.696	1'32.291	302.5	15:03'26.438
3	<b>3.215</b>	18.875	26.792	17.592	25.753	1'32.227	<b>309.5</b>	15:04'58.665
4	3.225	18.857	27.308	17.619	25.933	1'32.942	308.6	15:06'31.607
5	3.273	18.790	26.765	17.658	25.982	1'32.468	303.4	15:08'04.075
6	3.249	19.128	26.979	17.623	25.835	1'32.814	293.5	15:09'36.889
7	3.230	18.966	26.853	17.687	25.956	1'32.692	305.9	15:11'09.581
8	3.266	18.803	26.980	17.641	25.947	1'32.637	303.4	15:12'42.218
9	3.290	18.803	26.716	17.695	26.066	1'32.570	300.8	15:14'14.788
10	3.300	18.792	26.660	17.739	25.941	1'32.432	300.0	15:15'47.220
11	3.305	18.823	26.885	17.674	25.962	1'32.649	300.0	15:17'19.869
12	3.310	18.762	26.661	17.672	25.949	1'32.354	298.3	15:18'52.223
13	3.313	18.879	<b>26.650</b>	17.732	25.963	1'32.337	300.0	15:20'24.760
14	3.320	18.835	26.761	17.695	26.028	1'32.639	300.8	15:21'57.399
15	3.308	18.804	26.751	17.705	25.985	1'32.553	299.2	15:23'29.952
16	3.313	18.792	26.842	17.643	25.931	1'32.521	298.3	15:25'02.473
17	3.323	18.824	26.792	17.714	26.127	1'32.780	297.5	15:26'35.253
18	3.313	18.838	26.684	17.666	26.204	1'32.705	297.5	15:28'07.958
19	3.316	<b>18.737</b>	26.745	17.711	26.119	1'32.628	298.3	15:29'40.586
20	3.325	18.791	26.668	17.614	26.111	1'32.509	297.5	15:31'13.095
21	3.312	18.848	26.731	17.748	26.142	1'32.781	299.2	15:32'45.876
22	3.314	18.834	26.698	17.751	26.115	1'32.712	298.3	15:34'18.588

#### 32 L. SAVADORI (1'32.212)

Lap	Seg. 1	Seg. 2	Seg. 3	Seg. 4	Seg. 5	Lap Time	km/h	Local Time
1			27.509	17.739	26.225	1'39.881		15:01'55.928
2	3.227	18.904	27.016	17.629	25.808	1'32.584	295.1	15:03'28.512
3	<b>3.205</b>	19.005	26.788	17.635	<b>25.778</b>	1'32.411	<b>308.6</b>	15:05'00.923
4	3.249	18.877	26.857	17.678	25.933	1'32.594	297.5	15:06'33.517
5	3.244	18.880	26.987	17.547	26.005	1'32.663	301.7	15:08'06.180
6	3.280	18.805	26.780	<b>17.520</b>	25.874	1'32.259	300.8	15:09'38.439
7	3.267	18.749	26.951	17.565	25.869	1'32.401	302.5	15:11'10.840
8	3.292	<b>18.683</b>	<b>26.770</b>	17.609	25.955	1'32.309	300.8	15:12'43.149
9	3.267	18.811	26.838	17.624	25.936	1'32.476	302.5	15:14'15.625
10	3.269	18.794	26.894	17.613	25.875	1'32.445	301.7	15:15'48.070
11	3.239	18.906	26.877	17.713	25.783	1'32.518	305.1	15:17'20.588
12	3.218	19.096	26.995	17.790	25.925	1'33.024	304.2	15:18'53.612
13	3.236	18.977	26.925	17.597	25.879	1'32.614	303.4	15:20'26.226
14	3.292	18.946	26.945	17.670	25.835	1'32.688	300.0	15:21'58.914
15	3.277	18.778	26.785	17.586	25.786	1'32.212	300.8	15:23'31.126
16	3.269	18.713	26.905	17.602	25.810	1'32.299	301.7	15:25'03.425
17	3.269	18.915	26.860	17.697	25.905	1'32.646	301.7	15:26'36.071
18	3.283	19.171	26.892	17.598	25.893	1'32.837	299.2	15:28'08.908
19	3.302	18.855	26.918	17.648	25.880	1'32.603	298.3	15:29'41.511
20	3.275	18.823	26.822	17.645	25.915	1'32.480	300.0	15:31'13.991
21	3.287	18.866	26.894	17.756	25.934	1'32.737	300.8	15:32'46.728
22	3.253	18.936	27.017	17.880	26.153	1'33.239	302.5	15:34'19.967

#### 50 E. LAVERTY (1'31.817)

Lap	Seg. 1	Seg. 2	Seg. 3	Seg. 4	Seg. 5	Lap Time	km/h	Local Time
1			<b>26.463</b>	<b>17.505</b>	<b>25.695</b>	1'37.533		15:01'53.580
2	3.228	<b>18.588</b>	26.658	17.582	25.761	1'31.817	306.8	15:03'25.397
3	3.288	18.823	26.887	17.539	25.899	1'32.436	298.3	15:04'57.833
4	3.266	19.116	26.632	18.044	25.895	1'32.953	302.5	15:06'30.786
5	<b>3.182</b>	18.874	26.810	17.559	26.640	1'33.065	<b>310.3</b>	15:08'03.851
6	3.242	18.909	26.668	17.674	26.180	1'32.673	303.4	15:09'36.524
7	3.298	19.025	26.842	17.776	25.854	1'32.795	294.3	15:11'09.319
8	3.233	18.850	26.896	17.633	25.946	1'32.558	306.8	15:12'41.877
9	3.224	18.980	27.132	17.743	25.970	1'33.049	305.9	15:14'14.926
10	3.226	18.961	26.800	17.729	25.950	1'32.666	304.2	15:15'47.592

P = Pits In/Out - C = Lap-Time Cancelled

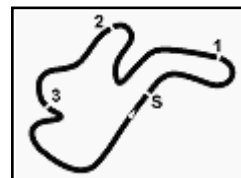
These data/results cannot be reproduced, stored and/or transmitted in whole or in part by any manner of electronic, mechanical, photocopying, recording, broadcasting or otherwise now known or herein after developed without the previous express consent by the copyright owner, except for reproduction in daily press and regular printed publications on sale to the public within 60 days of the event related to those data/results and always provided that copyright symbol appears together as follows below.

© DORNA WSBK ORGANIZATION Srl 2017

#### 15 A. DE ANGELIS (1'32.615)

Lap	Seg. 1	Seg. 2	Seg. 3	Seg. 4	Seg. 5	Lap Time	km/h	Local Time									
1					27.699	17.803	25.953	1'40.280									15:01'56.327
2		3.267	<b>18.670</b>		27.025	17.666	25.987	<b>1'32.615</b>								303.4	15:03'28.942
3		3.277	18.722		27.026	17.620	26.097	1'32.742								302.5	15:05'01.684
4		3.278	18.892		27.045	17.608	<b>25.884</b>	1'32.707								301.7	15:06'34.391
5		<b>3.208</b>	18.973		27.141	<b>17.582</b>	26.176	1'33.080								305.9	15:08'07.471
6		3.225	19.082		27.140	17.719	26.084	1'33.250								303.4	15:09'40.721
7		3.246	18.877		27.426	17.712	26.047	1'33.308								305.1	15:11'14.029
8		3.267	18.778		27.151	17.674	26.328	1'33.198								305.1	15:12'47.227
9		3.290	18.905		27.206	17.775	26.071	1'33.247								300.8	15:14'20.474
10		3.283	19.227		27.076	17.630	26.047	1'33.263								300.8	15:15'53.737
11		3.224	19.128		27.250	17.684	26.082	1'33.368								<b>307.7</b>	15:17'27.105
12		3.243	19.010		27.217	17.616	26.019	1'33.082								304.2	15:19'00.187
13		3.252	19.155		27.235	17.593	26.034	1'33.292								300.8	15:20'33.479
14		3.226	19.098		27.142	17.669	26.154	1'33.289								300.8	15:22'06.768
15		3.330	19.140		27.182	17.743	26.066	1'33.461									





Phillip Island 4.445 m

**Australian Round, 24-25-26 February 2017**  
**World Superbike - Chronological Analysis Race 2**

Start at 15:00'16.047

3 / 3

16	3.301	18.941	26.945	17.820	26.342	1'33.349	297.5	15:25'13.525
17	3.294	18.912	26.947	17.836	26.320	1'33.309	297.5	15:26'46.834
18	3.309	19.206	27.286	17.712	26.285	1'33.798	295.9	15:28'20.632
19	3.253	18.983	27.133	17.832	26.255	1'33.456	299.2	15:29'54.088
20	3.290	19.044	27.032	17.812	26.339	1'33.517	298.3	15:31'27.605
21	3.306	19.078	26.951	17.834	26.271	1'33.440	297.5	15:33'01.045
22	3.295	19.065	27.035	17.773	26.536	1'33.704	298.3	15:34'34.749

21	3.319	18.950	26.968	17.796	26.116	1'33.149	295.9	15:33'09.089
22	3.315	18.887	27.057	17.789	26.374	1'33.422	295.9	15:34'42.511

**37 O. JEZEK (1'33.280)**

Lap	Seg. 1	Seg. 2	Seg. 3	Seg. 4	Seg. 5	Lap Time	km/h	Local Time
1			27.725	17.894	26.214	1'41.037		15:01'57.084
2	<b>3.275</b>	19.112	<b>27.041</b>	<b>17.773</b>	<b>26.079</b>	<b>1'33.280</b>	<b>300.8</b>	15:03'30.364
3	3.334	<b>19.002</b>	27.345	17.819	26.239	1'33.739	295.9	15:05'04.103
4	3.379	19.093	27.244	17.799	26.453	1'33.968	291.1	15:06'38.071
5	3.411	19.221	27.093	18.033	26.403	1'34.161	288.8	15:08'12.232
6	3.426	19.257	27.287	17.834	26.219	1'34.023	285.7	15:09'46.255
7	3.352	19.134	27.184	17.775	26.365	1'33.810	294.3	15:11'20.065
8	3.337	19.082	27.333	17.990	26.429	1'34.171	295.1	15:12'54.236
9	3.437	19.379	27.546	18.189	26.828	1'35.379	285.7	15:14'29.615
10	3.450	19.297	27.445	18.070	26.717	1'34.979	284.2	15:16'04.594
11	3.440	19.370	27.275	18.625	26.515	1'35.225	284.2	15:17'39.819
12	3.412	19.322	27.568	18.270	26.910	1'35.482	288.0	15:19'15.301
13	3.455	19.340	27.453	18.106	32.563	1'40.917	282.7	15:20'56.218
14	3.480	19.811	27.706	18.409	26.887	1'36.293	281.3	15:22'32.511
15	3.462	19.437	27.463	18.260	26.801	1'35.423	282.0	15:24'07.934
16	3.458	19.541	27.594	18.323	26.843	1'35.759	282.7	15:25'43.693
17	3.473	19.583	27.677	18.329	26.884	1'35.946	280.5	15:27'19.639
18	3.459	19.578	27.715	18.399	27.096	1'36.187	281.3	15:28'55.826
19	3.465	19.511	27.627	18.422	26.839	1'35.864	282.0	15:30'31.690
20	3.459	19.448	27.630	18.285	26.767	1'35.689	282.0	15:32'07.379
21	3.458	19.720	27.705	18.550	27.098	1'36.531	282.0	15:33'43.910
22	3.482	19.781	28.304	19.138	27.778	1'38.483	279.8	15:35'22.393

**69 N. HAYDEN (1'32.360)**

Lap	Seg. 1	Seg. 2	Seg. 3	Seg. 4	Seg. 5	Lap Time	km/h	Local Time
1			27.509	17.605	25.951	1'39.684		15:01'55.731
2	<b>3.246</b>	18.880	26.860	17.613	25.905	1'32.504	299.2	15:03'28.235
3	3.282	18.857	<b>26.711</b>	17.598	26.075	1'32.523	297.5	15:05'00.758
4	3.295	18.853	26.773	17.684	26.096	1'32.701	299.2	15:06'33.459
5	3.300	19.179	26.973	17.643	25.879	1'32.974	295.1	15:08'06.433
6	3.254	18.831	26.808	17.622	25.935	1'32.450	<b>302.5</b>	15:09'38.883
7	3.271	18.808	26.853	<b>17.550</b>	<b>25.878</b>	<b>1'32.360</b>	300.8	15:11'11.243
8	3.272	<b>18.802</b>	26.785	17.586	1'05.626	2'12.071	301.7	15:13'23.314

**86 A. BADOVINI (1'33.385)**

Lap	Seg. 1	Seg. 2	Seg. 3	Seg. 4	Seg. 5	Lap Time	km/h	Local Time
1			27.979	17.892	25.944	1'41.133		15:01'57.180
2	3.269	19.369	27.226	<b>17.608</b>	<b>25.913</b>	<b>1'33.385</b>	297.5	15:03'30.565
3	<b>3.258</b>	19.180	27.663	17.785	26.440	1'34.326	<b>298.3</b>	15:05'04.891
4	3.322	19.150	<b>27.087</b>	17.757	26.181	1'33.497	296.7	15:06'38.388
5	3.327	<b>19.100</b>	27.094	18.073	26.235	1'33.829	295.1	15:08'12.217
6	3.382	19.154	27.096	17.845	26.331	1'33.808	289.5	15:09'46.025
7	3.374	19.108	27.122	17.815	26.311	1'33.730	291.1	15:11'19.755

**84 R. RUSSO (1'33.406)**

Lap	Seg. 1	Seg. 2	Seg. 3	Seg. 4	Seg. 5	Lap Time	km/h	Local Time
1			28.037	17.830	26.158	1'41.085		15:01'57.132
2	<b>3.237</b>	19.209	<b>27.163</b>	<b>17.672</b>	<b>26.125</b>	<b>1'33.406</b>	<b>305.1</b>	15:03'30.538

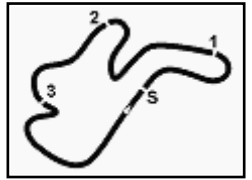
**88 R. KRUMMENACHER (1'32.456)**

Lap	Seg. 1	Seg. 2	Seg. 3	Seg. 4	Seg. 5	Lap Time	km/h	Local Time
1			<b>26.800</b>	<b>17.563</b>	25.869	1'43.040		15:01'59.087
2	3.273	<b>18.644</b>	27.063	17.619	<b>25.857</b>	<b>1'32.456</b>	<b>302.5</b>	15:03'31.543
3	<b>3.267</b>	18.664	27.025	17.792	36.153	1'42.901	300.0	15:05'14.444
4	3.358	19.758	27.102	17.646	26.066	1'33.930	291.9	15:06'48.374
5	3.336	18.770	26.829	17.641	26.152	1'32.728	295.1	15:08'21.102
6	3.332	18.891	26.878	17.701	26.094	1'32.896	295.1	15:09'53.998
7	3.339	18.758	26.938	17.695	26.033	1'32.763	294.3	15:11'26.761
8	3.323	18.748	26.895	17.700	26.099	1'32.765	295.1	15:12'59.526
9	3.324	18.824	27.013	17.619	26.010	1'32.790	295.9	15:14'32.316
10	3.310	18.800	27.132	17.702	26.351	1'33.295	296.7	15:16'05.611
11	3.308	18.855	26.994	18.102	26.143	1'33.402	298.3	15:17'39.013
12	3.340	18.876	26.932	17.722	26.065	1'32.935	294.3	15:19'11.948
13	3.328	18.944	27.027	17.650	26.113	1'33.062	295.1	15:20'45.010
14	3.326	18.891	27.002	17.661	26.124	1'33.004	295.1	15:22'18.014
15	3.324	18.872	26.981	17.595	26.108	1'32.880	295.1	15:23'50.894
16	3.347	18.935	26.903	17.731	26.102	1'33.018	293.5	15:25'23.912
17	3.327	18.744	26.890	17.717	26.216	1'32.894	294.3	15:26'56.806
18	3.331	18.759	27.156	17.685	26.124	1'33.055	295.1	15:28'29.861
19	3.322	18.921	27.019	17.682	26.188	1'33.132	295.1	15:30'02.993
20	3.326	18.861	26.911	17.729	26.120	1'32.947	294.3	15:31'35.940

26/02/2017 P = Pits In/Out - C = Lap-Time Cancelled

These data/results cannot be reproduced, stored and/or transmitted in whole or in part by any manner of electronic, mechanical, photocopying, recording, broadcasting or otherwise now known or herein after developed without the previous express consent by the copyright owner, except for reproduction in daily press and regular printed publications on sale to the public within 60 days of the event related to those data/results and always provided that copyright symbol appears together as follows below.

© DORNA WSBK ORGANIZATION Srl 2017

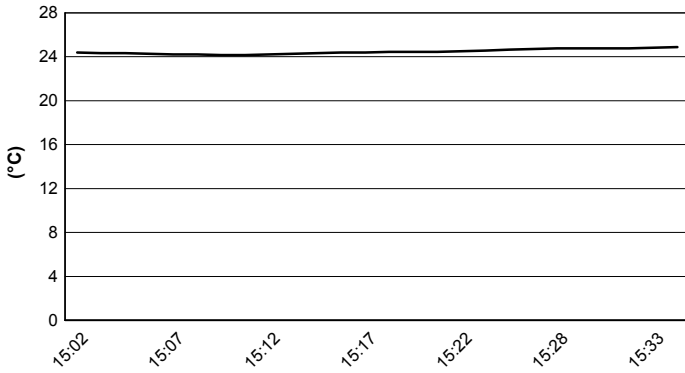


Phillip Island 4.445 m

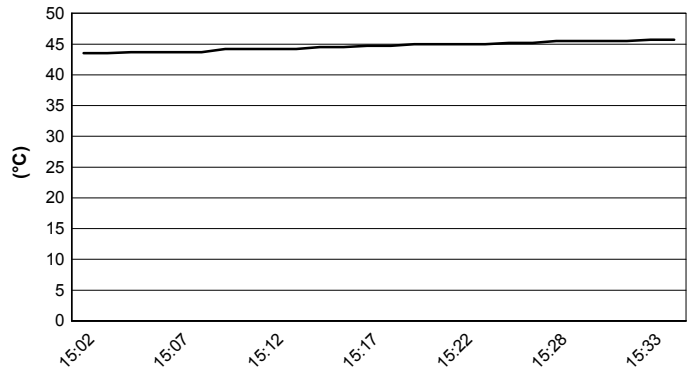
**Australian Round, 24-25-26 February 2017**  
**World Superbike - Weather Report Race 2**

Session started 15:00      Session ended 15:35

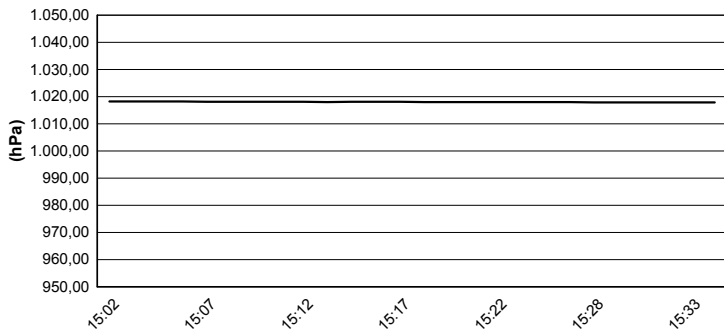
**Air Temperature**



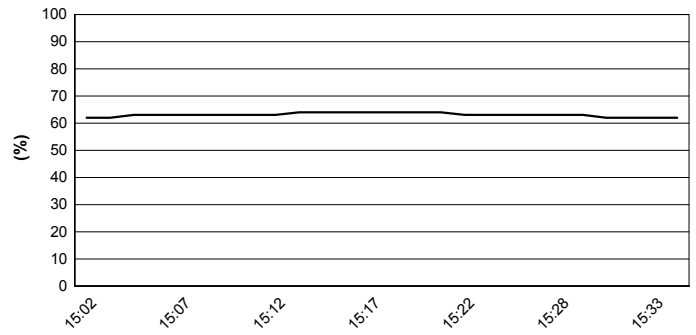
**Track Temperature**



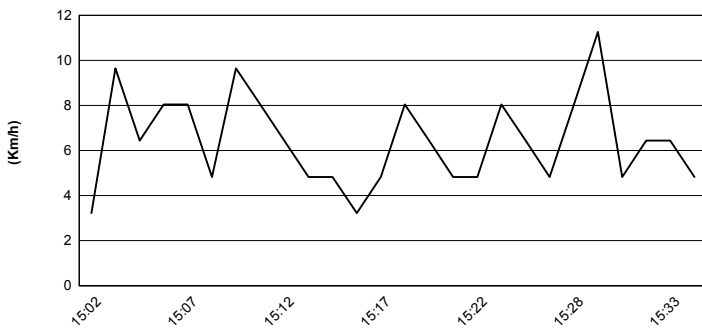
**Air Pressure**



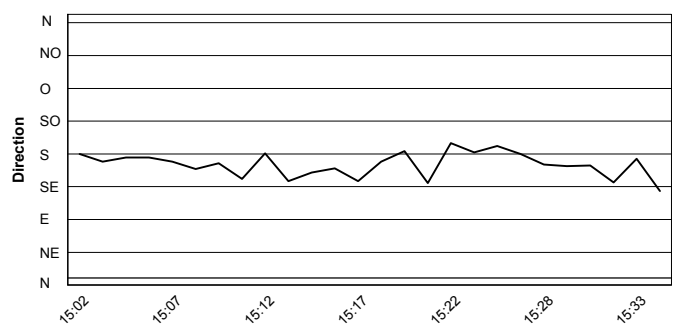
**Humidity**



**Wind Speed**



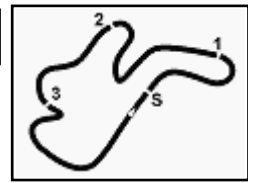
**Wind Direction**



26/02/2017

These data/results cannot be reproduced, stored and/or transmitted in whole or in part by any manner of electronic, mechanical, photocopying, recording, broadcasting or otherwise now known or herein after developed without the previous express consent by the copyright owner, except for reproduction in daily press and regular printed publications on sale to the public within 60 days of the event related to those data/results and always provided that copyright symbol appears together as follows below.  
© DORNA WSBK ORGANIZATION Srl 2017





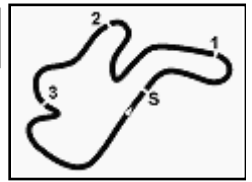
Phillip Island 4.445 m

## Australian Round, 24-25-26 February 2017 World Superbike - Championship Standings

Points	Points From First	Points From Previous	February 26 PHILLIP ISLAND		March 12 BURIRAM	April 2 ARAGÓN	April 30 ASSEN	May 14 IMOLA	May 28 DONINGTON PARK	June 18 MISANO	July 9 LAGUNA SECA	August 20 LAUSITZRING	September 17 PORTIMÃO	October 1 MAGNY COURS	October 15 TBA	November 4 LOSAIL		
			25	25														
<b>1 REA</b> Jonathan (GBR)	<b>50</b>		25	25														
			1	1														
<b>2 DAVIES</b> Chaz (GBR)	<b>40</b>	10	20	20														
			2	2														
<b>3 SYKES</b> Tom (GBR)	<b>26</b>	24 14	16	10														
			3	3														
<b>4 LOWES</b> Alex (GBR)	<b>26</b>	24 0	13	13														
			4	3														
<b>5 FORÉS</b> Xavi (ESP)	<b>21</b>	29 5	10	11														
			6	5														
<b>6 CAMIER</b> Leon (GBR)	<b>19</b>	31 2	11	8														
			5	6														
<b>7 MELANDRI</b> Marco (ITA)	<b>16</b>	34 3	0	16														
				7														
<b>8 VAN DER MARK</b> Michael (NED)	<b>16</b>	34 0	7	9														
			9	7														
<b>9 LAVERTY</b> Eugene (IRL)	<b>14</b>	36 2	8	6														
			8	9														
<b>10 TORRES</b> Jordi (ESP)	<b>9</b>	41 5	9	0														
			7	10														
<b>11 SAVADORI</b> Lorenzo (ITA)	<b>7</b>	43 2	0	7														
				11														
<b>12 DE ANGELIS</b> Alex (RSM)	<b>7</b>	43 0	2	5														
			14	11														
<b>13 REITERBERGER</b> Markus (GER)	<b>7</b>	43 0	4	3														
			12	11														
<b>14 KRUMMENACHER</b> Randy (SUI)	<b>6</b>	44 1	6	0														
			10	14														
<b>15 HAYDEN</b> Nicky (USA)	<b>5</b>	45 1	5	0														
			11	15														
<b>16 RAMOS</b> Román (ESP)	<b>5</b>	45 0	3	2														
			13	15														
<b>17 BROOKES</b> Joshua (AUS)	<b>4</b>	46 1	0	4														
				17														
<b>18 BRADL</b> Stefan (GER)	<b>2</b>	48 2	1	1														
			15	18														

26/02/2017 First Line: Championship Standings - Second Line: Ranking Progression  
 These data/results cannot be reproduced, stored and/or transmitted in whole or in part by any manner of electronic, mechanical, photocopying, recording, broadcasting or otherwise now known or herein after developed without the previous express consent by the copyright owner, except for reproduction in daily press and regular printed publications on sale to the public within 60 days of the event related to those data/results and always provided that copyright symbol appears together as follows below.  
 © DORNA WSBK ORGANIZATION Srl 2017





Phillip Island 4.445 m

## Australian Round, 24-25-26 February 2017 World Superbike - Manufacturers Standings

	Points	Points From First	Points From Previous	February 26 PHILLIP ISLAND	March 12 BURIRAM	April 2 ARAGÓN	April 30 ASSEN	May 14 IMOLA	May 28 DONINGTON PARK	June 18 MISANO	July 9 LAGUNA SECA	August 20 LAUSITZRING	September 17 PORTIMÃO	October 1 MAGNY COURS	October 15 TBA	November 4 LOSAIL		
1 KAWASAKI	50			25 25 1 1														
2 DUCATI	40	10		20 20 2 2														
3 YAMAHA	26	24	14	13 13 3 3														
4 MV AGUSTA	19	31	7	11 8 4 4														
5 APRILIA	15	35	4	8 7 6 5														
6 BMW	12	38	3	9 3 5 6														
7 HONDA	6	44	6	5 1 7 7														

26/02/2017

First Line: Championship Standings - Second Line: Ranking Progression

These data/results cannot be reproduced, stored and/or transmitted in whole or in part by any manner of electronic, mechanical, photocopying, recording, broadcasting or otherwise now known or herein after developed without the previous express consent by the copyright owner, except for reproduction in daily press and regular printed publications on sale to the public within 60 days of the event related to those data/results and always provided that copyright symbol appears together as follows below.

© DORNA WSBK ORGANIZATION Srl 2017

FKR PERUGIA TIMING

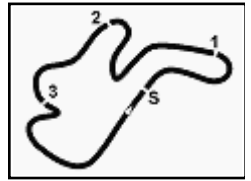


Official Tyre Supplier



Official Timekeeper





Phillip Island 4.445 m

## Australian Round, 24-25-26 February 2017 World Superbike - Pirelli Best Lap Award

Points	Points From First	Points From Previous	February 26	March 12	April 2	April 30	May 14	May 28	June 18	July 9	August 20	September 17	October 1	October 15	November 4	
			PHILLIP ISLAND	BURIRAM	ARAGÓN	ASSEN	IMOLA	DONINGTON PARK	MISANO	LAGUNA SECA	LAUSITZRING	PORTIMÃO	MAGNY COURS	TBA	LOSAIL	
<b>Fastest Laps</b>																
<b>1 REA</b> Jonathan (GBR)	1		1													
<b>2 MELANDRI</b> Marco (ITA)	1 0		1													

26/02/2017

These data/results cannot be reproduced, stored and/or transmitted in whole or in part by any manner of electronic, mechanical, photocopying, recording, broadcasting or otherwise now known or herein after developed without the previous express consent by the copyright owner, except for reproduction in daily press and regular printed publications on sale to the public within 60 days of the event related to those data/results and always provided that copyright symbol appears together as follows below.

© DORNA WSBK ORGANIZATION Srl 2017

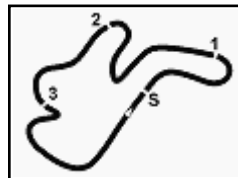
FKR PERUGIA TIMING



Official Tyre Supplier



Official Timekeeper



## Australian Round, 24-25-26 February 2017 World Superbike - Rider's Performance

Phillip Island 4.445 m

	Points	Points From First	Points From Previous	February 26	March 12	April 2	April 30	May 14	May 28	June 18	July 9	August 20	September 17	October 1	October 15	November 4		
				PHILLIP ISLAND	BURIRAM	ARAGÓN	ASSEN	IMOLA	DONINGTON PARK	MISANO	LAGUNA SECA	LAUSITZRING	PORTIMÃO	MAGNY COURS	TBA	LOSAIL	G 1	G 2
1 REA	50			1 1 1														
2 DAVIES	40	10		4 2 2														
3 LOWES	26	24	14	5 4 4														
4 SYKES	26	24	0	2 3 6														
5 FORÉS	21	29	5	8 6 5														
6 CAMIER	19	31	2	9 5 8														
7 VAN DER MARK	16	34	3	10 9 7														
8 MELANDRI	16	34	0	3 Rt 3														
9 LAVERTY	14	36	2	13 8 10														
10 TORRES	9	41	5	7 7 Rt														
11 DE ANGELIS	7	43	2	20 14 11														
12 REITERBERGER	7	43	0	12 12 13														
13 SAVADORI	7	43	0	6 Rt 9														
14 KRUMMENACHER	6	44	1	14 10 16														
15 RAMOS	5	45	1	17 13 14														
16 HAYDEN	5	45	0	11 11 Rt														
17 BROOKES	4	46	1	16 Rt 12														
18 BRADL	2	48	2	15 15 15														

G = Grid - 1 = Race 1 - 2 = Race 2

Ns = Did Not Start - Rt = Retired - Ex = Excluded

26/02/2017

These data/results cannot be reproduced, stored and/or transmitted in whole or in part by any manner of electronic, mechanical, photocopying, recording, broadcasting or otherwise now known or herein after developed without the previous express consent by the copyright owner, except for reproduction in daily press and regular printed publications on sale to the public within 60 days of the event related to those data/results and always provided that copyright symbol appears together as follows below.

© DORNA WSBK ORGANIZATION Srl 2017

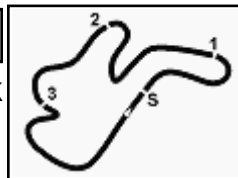
FICR PERUGIA TIMING



Official Tyre Supplier



Official Timekeeper



Phillip Island 4.445 m

## Australian Round, 24-25-26 February 2017

### World Superbike - Best Laps & Speeds

1 / 2

No.	Rider		Best Lap		FP1		FP2		FP3		SP1		SP2		RC1		W1A		RC2	
	Nat	Bike	laps	speed	laps	speed	laps	speed	laps	speed	laps	speed	laps	speed	laps	speed	laps	speed	laps	speed
1	1	J. REA	136	315,7	28	315,7	32	313,0	16	309,4			6	310,3	22	313,9	10	309,4	22	313,9
		GBR Kawasaki ZX-10R																		
2	66	T. SYKES	122	313,0	25	312,1	24	307,6	14	306,8			6	307,6	22	311,2	9	309,4	22	313,0
		GBR Kawasaki ZX-10R																		
3	33	M. MELANDRI	117	317,6	27	311,2	24	313,9	13	313,9			6	308,5	15	314,8	10	313,0	22	317,6
		ITA Ducati Panigale R																		
4	7	C. DAVIES	133	317,6	31	314,8	29	313,0	14	307,6			6	311,2	22	317,6	9	313,9	22	315,7
		GBR Ducati Panigale R																		
5	22	A. LOWES	130	313,9	22	307,6	33	309,4	14	305,9			7	305,9	22	313,9	10	308,5	22	311,2
		GBR Yamaha YZF R1																		
6	32	L. SAVADORI	103	312,1	22	307,6	25	305,9	13	305,9			7	305,9	5	312,1	9	305,9	22	308,5
		ITA Aprilia RSV4 RF																		
7	12	X. FORÉS	122	311,2	22	310,3	30	307,6	13	307,6			5	306,8	22	311,2	8	306,8	22	311,2
		ESP Ducati Panigale R																		
8	81	J. TORRES	106	319,5	27	310,3	25	306,8	16	306,8			6	308,5	22	319,5	10	314,8		
		ESP BMW S 1000 RR																		
9	2	L. CAMIER	83	317,6	4	302,5			14	304,2	7	302,5	6	300,0	22	317,6	8	307,6	22	309,4
		GBR MV Agusta 1000 F4																		
10	60	M. VAN DER MARK	139	316,7	26	310,3	29	308,5	16	309,4	8	309,4	6	305,9	22	315,7	10	316,7	22	314,8
		NED Yamaha YZF R1																		
11	69	N. HAYDEN	109	313,9	24	306,8	25	305,0	14	303,3			7	301,6	22	313,9	9	309,4	8	302,5
		USA Honda CBR1000RR																		
12	21	M. REITERBERGER	129	310,3	27	309,4	27	305,9	13	302,5			8	305,0	22	310,3	10	306,8	22	305,9
		GER BMW S 1000 RR																		
13	50	E. LAVERTY	106	316,7	21	312,1	20	313,9	12	308,5	2	309,4			22	316,7	7	311,2	22	310,3
		IRL Aprilia RSV4 RF																		
14	88	R. KRUMMENACHER	116	317,6	25	306,8	19	302,5	14	308,5	8	302,5			22	317,6	6	301,6	22	302,5
		SUI Kawasaki ZX-10R																		
15	15	A. DE ANGELIS	123	308,5	26	305,9	24	308,5	11	300,0	8	307,6			22	305,9	10	305,0	22	307,6
		RSM Kawasaki ZX-10R																		
16	6	S. BRADL	127	312,1	25	306,8	27	305,9	13	301,6	8	306,8			22	311,2	10	312,1	22	309,4
		GER Honda CBR1000RR																		
17	86	A. BADOVINI	90	305,9	21	300,8	17	300,0	10	304,2	7	299,1			22	305,9	6	305,0	7	298,3
		ITA Kawasaki ZX-10R																		
18	25	J. BROOKES	113	307,6	27	295,8	30	303,3	13	301,6	9	297,5			6	307,6	6	303,3	22	304,2
		AUS Yamaha YZF R1																		
19	40	R. RAMOS	122	310,3	21	305,0	24	309,4	16	301,6	8	303,3			22	310,3	9	306,8	22	307,6
		ESP Kawasaki ZX-10R																		
20	84	R. RUSSO	84	305,0	21	300,0	13	300,0	11	300,0	8	302,5			22	305,0	7	305,0	2	305,0
		ITA Yamaha YZF R1																		

26/02/2017

These data/results cannot be reproduced, stored and/or transmitted in whole or in part by any manner of electronic, mechanical, photocopying, recording, broadcasting or otherwise now known or herein after developed without the previous express consent by the copyright owner, except for reproduction in daily press and regular printed publications on sale to the public within 60 days of the event related to those data/results and always provided that copyright symbol appears together as follows below.

© DORNA WSBK ORGANIZATION Srl 2017

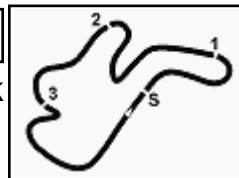
FIAT PERUGIA TIMING



Official Tyre Supplier



Official Timekeeper



Phillip Island 4.445 m

## Australian Round, 24-25-26 February 2017 World Superbike - Best Laps & Speeds

2 / 2

No.	Rider		Best Lap		FP1		FP2		FP3		SP1		SP2		RC1		W1A		RC2	
	Nat	Bike	laps	speed	laps	speed	laps	speed	laps	speed	laps	speed	laps	speed	laps	speed	laps	speed	laps	speed
21	37	O. JEZEK	1'31.576		1'32.870		1'32.129		1'31.576		1'32.070				1'33.245		1'32.914		1'33.280	
		CZE Kawasaki ZX-10R	118	302,5	24	295,0	22	300,8	11	297,5	8	292,6			22	302,5	9	295,0	22	300,8

26/02/2017

These data/results cannot be reproduced, stored and/or transmitted in whole or in part by any manner of electronic, mechanical, photocopying, recording, broadcasting or otherwise now known or herein after developed without the previous express consent by the copyright owner, except for reproduction in daily press and regular printed publications on sale to the public within 60 days of the event related to those data/results and always provided that copyright symbol appears together as follows below.

© DORNA WSBK ORGANIZATION Srl 2017

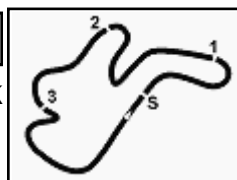
**FKR PERUGIA TIMING**


Official Tyre Supplier



Official Timekeeper





## Australian Round, 24-25-26 February 2017

### World Superbike - Race Winners

	2014	2015	2016	2017
<b>01 Phillip Island</b>	R1: Laverty (Irl) Suz R2: Guintoli (Fra) Apr	R1: Rea (Gbr) Kaw R2: Haslam (Gbr) Apr	R1: Rea (Gbr) Kaw R2: Rea (Gbr) Kaw	R1: Rea (Gbr) Kaw R2: Rea (Gbr) Kaw
<b>02 Buriram</b>		R1: Rea (Gbr) Kaw R2: Rea (Gbr) Kaw	R1: Rea (Gbr) Kaw R2: Sykes (Gbr) Kaw	
<b>03 Aragón</b>	R1: Sykes (Gbr) Kaw R2: Sykes (Gbr) Kaw	R1: Rea (Gbr) Kaw R2: Davies (Gbr) Duc	R1: Davies (Gbr) Duc R2: Davies (Gbr) Duc	
<b>04 Assen</b>	R1: Guintoli (Fra) Apr R2: Rea (Gbr) Hon	R1: Rea (Gbr) Kaw R2: Rea (Gbr) Kaw	R1: Rea (Gbr) Kaw R2: Rea (Gbr) Kaw	
<b>05 Imola</b>	R1: Rea (Gbr) Hon R2: Rea (Gbr) Hon	R1: Rea (Gbr) Kaw R2: Rea (Gbr) Kaw	R1: Davies (Gbr) Duc R2: Davies (Gbr) Duc	
<b>06 Donington Park</b>	R1: Sykes (Gbr) Kaw R2: Sykes (Gbr) Kaw	R1: Sykes (Gbr) Kaw R2: Sykes (Gbr) Kaw	R1: Sykes (Gbr) Kaw R2: Sykes (Gbr) Kaw	
<b>07 Misano World Circuit</b>	R1: Sykes (Gbr) Kaw R2: Sykes (Gbr) Kaw	R1: Sykes (Gbr) Kaw R2: Rea (Gbr) Kaw	R1: Rea (Gbr) Kaw R2: Rea (Gbr) Kaw	
<b>08 Laguna</b>	R1: Melandri (Ita) Apr R2: Sykes (Gbr) Kaw	R1: Davies (Gbr) Duc R2: Davies (Gbr) Duc	R1: Rea (Gbr) Kaw R2: Sykes (Gbr) Kaw	
<b>09 Lausitzring</b>			R1: Davies (Gbr) Duc R2: Rea (Gbr) Kaw	
<b>10 Portimao</b>	R1: Sykes (Gbr) Kaw R2: Rea (Gbr) Hon	R1: Rea (Gbr) Kaw R2: Rea (Gbr) Kaw		
<b>11 Magny-Cours</b>	R1: Guintoli (Fra) Apr R2: Melandri (Ita) Apr	R1: Rea (Gbr) Kaw R2: Rea (Gbr) Kaw	R1: Davies (Gbr) Duc R2: Davies (Gbr) Duc	
<b>12 Jerez</b>	R1: Melandri (Ita) Apr R2: Melandri (Ita) Apr	R1: Sykes (Gbr) Kaw R2: Davies (Gbr) Duc	R1: Davies (Gbr) Duc R2: Davies (Gbr) Duc	
<b>13 Losail</b>	R1: Guintoli (Fra) Apr R2: Guintoli (Fra) Apr	R1: Torres (Esp) Apr R2: Haslam (Gbr) Apr	R1: Davies (Gbr) Duc R2: Davies (Gbr) Duc	

### 2017

### ALL TIMES

2 J. Rea

59 C. Fogarty	16 N. Hodgson	7 B. Bostrom	2 P. Goddard	1 G. Goodfellow
52 T. Bayliss	16 J. Toseland	5 D. Tardozzi	2 M. Lucchinelli	1 P. Picotte
43 N. Haga	14 J. Kocinski	5 L. Haslam	2 M. Dowson	1 T. Kipp
40 J. Rea	14 S. Russell	4 R. Phillis	2 K. Magee	1 A. Meklau
33 T. Corser	14 B. Spies	4 Y. Kagayama	2 H. Izutsu	1 J. Reynolds
31 C. Edwards	13 A. Slight	4 M. Fabrizio	2 S. Byrne	1 C. Walker
31 T. Sykes	13 E. Laverty	3 M. Doohan	2 M. Neukirchner	1 N. Hayden
27 D. Polen	11 S. Mertens	3 A. Yanagawa	2 L. Baz	1 A. Pitt
24 C. Checa	11 R. Xaus	3 M. Tamada	1 A. Ryo	1 G. McCoy
23 R. Roche	11 R. Laconi	3 L. Lanzi	1 K. Kitagawa	1 F. Nieto
21 M. Biaggi	10 F. Pirovano	3 R. Kiyonari	1 Y. Takeda	1 A. Barros
20 C. Davies	10 C. Vermeulen	3 C. Crutchlow	1 T. Aoki	1 J. Torres
19 M. Melandri	9 S. Guintoli	2 M. Lucchiari	1 J. Whitham	
17 P. Chili	8 F. Merkel	2 T. Rymer	1 A. Vieira	
16 G. Falappa	8 A. Gobert	2 D. Chandler	1 A. Morillas	

23/02/2014

These data/results cannot be reproduced, stored and/or transmitted in whole or in part by any manner of electronic, mechanical, photocopying, recording, broadcasting or otherwise now known or herein after developed without the previous express consent by the copyright owner, except for reproduction in daily press and regular printed publications on sale to the public within 60 days of the event related to those data/results and always provided that copyright symbol appears together as follows below.

© DORNA WSBK ORGANIZATION Srl 2017

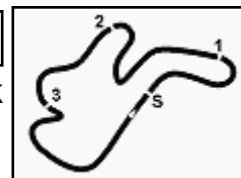
FICR PERUGIA TIMING



Official Tyre Supplier



Official Timekeeper



Phillip Island 4.445 m

## Australian Round, 24-25-26 February 2017

### World Superbike - Team Standings

		February 26 PHILLIP ISLAND	March 12 BURIRAM	April 2 ARAGÓN	April 30 ASSEN	May 14 IMOLA	May 28 DONINGTON PARK	June 18 MISANO	July 9 LAGUNA SECA	August 20 LAUSITZRING	September 17 PORTIMÃO	October 1 MAGNY COURS	October 15 TBA	November 4 LOSAIL	
<b>1 Kawasaki Racing Team</b>		<b>76</b>													
REA Jonathan	50	25	25												
SYKES Tom	26	16	10												
<b>2 Aruba.it Racing - Ducati</b>		<b>56</b>													
DAVIES Chaz	40	20	20												
MELANDRI Marco	16	16													
<b>3 Pata Yamaha Official WorldSBK Team</b>		<b>42</b>													
LOWES Alex	26	13	13												
VAN DER MARK Michael	16	7	9												
<b>4 Milwaukee Aprilia</b>		<b>21</b>													
LAVERTY Eugene	14	8	6												
SAVADORI Lorenzo	7	7													
<b>5 BARNI Racing Team</b>		<b>21</b>													
FORÉS Xavi	21	10	11												
<b>6 MV Agusta Reparto Corse</b>		<b>19</b>													
CAMIER Leon	19	11	8												
<b>7 Althea BMW Racing Team</b>		<b>16</b>													
TORRES Jordi	9	9													
REITERBERGER Markus	7	4	3												
<b>8 Pedercini Racing SC-Project</b>		<b>7</b>													
DE ANGELIS Alex	7	2	5												
<b>9 Red Bull Honda World Superbike Team</b>		<b>7</b>													
HAYDEN Nicky	5	5													
BRADL Stefan	2	1	1												
<b>10 Kawasaki Puccetti Racing</b>		<b>6</b>													
KRUMMENACHER Randy	6	6													
<b>11 Team Kawasaki Go Eleven</b>		<b>5</b>													
RAMOS Román	5	3	2												
<b>12 ERMotorsport-EliteRoads.com.au</b>		<b>4</b>													
BROOKES Joshua	4	4													

26/02/2017

These data/results cannot be reproduced, stored and/or transmitted in whole or in part by any manner of electronic, mechanical, photocopying, recording, broadcasting or otherwise now known or herein after developed without the previous express consent by the copyright owner, except for reproduction in daily press and regular printed publications on sale to the public within 60 days of the event related to those data/results and always provided that copyright symbol appears together as follows below.

© DORNA WSBK ORGANIZATION Srl 2017

IFICR PERUGIA TIMING



Official Tyre Supplier



Official Timekeeper