
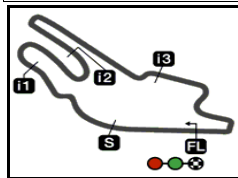


Le Mans

Results and timing service provided by  TISSOT

MotoGP™




4185 m.

HJC HELMETS GRAND PRIX DE FRANCE

Qualifying Results

20A

	Rider	Nation	Team	Motorcycle	Time	Lap	Total	Gap	Top Speed
1	5 Johann ZARCO	FRA	Monster Yamaha Tech 3	YAMAHA	Q2 1'31.185	7	8		303.5
2	93 Marc MARQUEZ	SPA	Repsol Honda Team	HONDA	Q2 1'31.293	9	9	0.108 0.108	303.8
3	9 Danilo PETRUCCI	ITA	Alma Pramac Racing	DUCATI	Q2 1'31.381	8	8	0.196 0.088	303.2
4	29 Andrea IANNONE	ITA	Team SUZUKI ECSTAR	SUZUKI	Q2 1'31.454	7	9	0.269 0.073	298.4
5	4 Andrea DOVIZIOSO	ITA	Ducati Team	DUCATI	Q2 1'31.553	8	8	0.368 0.099	305.8
6	99 Jorge LORENZO	SPA	Ducati Team	DUCATI	Q2 1'31.590	6	8	0.405 0.037	306.3
7	43 Jack MILLER	AUS	Alma Pramac Racing	DUCATI	Q2 1'31.683	7	9	0.498 0.093	300.5
8	25 Maverick VIÑALES	SPA	Movistar Yamaha MotoGP	YAMAHA	Q2 1'31.784	8	9	0.599 0.101	303.9
9	46 Valentino ROSSI	ITA	Movistar Yamaha MotoGP	YAMAHA	Q2 1'31.900	8	8	0.715 0.116	301.9
10	26 Dani PEDROSA	SPA	Repsol Honda Team	HONDA	Q2 1'32.024	9	9	0.839 0.124	300.8
11	53 Tito RABAT	SPA	Reale Avintia Racing	DUCATI	Q2 1'32.049	8	8	0.864 0.025	300.5
12	41 Aleix ESPARGARO	SPA	Aprilia Racing Team Gresini	APRILIA	Q2 1'32.455	7	7	1.270 0.406	300.1
13	35 Cal CRUTCHLOW	GBR	LCR Honda CASTROL	HONDA	Q1 1'32.315	6	6 (*)	0.497	305.5
14	55 Hafizh SYAHRIN	MAL	Monster Yamaha Tech 3	YAMAHA	Q1 1'32.397	7	8 (*)	0.579 0.082	302.4
15	42 Alex RINS	SPA	Team SUZUKI ECSTAR	SUZUKI	Q1 1'32.401	3	7 (*)	0.583 0.004	296.5
16	21 Franco MORBIDELLI	ITA	EG 0,0 Marc VDS	HONDA	Q1 1'32.770	7	8 (*)	0.952 0.369	300.2
17	38 Bradley SMITH	GBR	Red Bull KTM Factory Racing	KTM	Q1 1'32.795	4	8 (*)	0.977 0.025	298.2
18	44 Pol ESPARGARO	SPA	Red Bull KTM Factory Racing	KTM	Q1 1'32.988	3	6 (*)	1.170 0.193	301.6
19	30 Takaaki NAKAGAMI	JPN	LCR Honda IDEMITSU	HONDA	Q1 1'33.062	4	8 (*)	1.244 0.074	297.1
20	19 Alvaro BAUTISTA	SPA	Angel Nieto Team	DUCATI	Q1 1'33.324	5	6 (*)	1.506 0.262	300.5
21	12 Thomas LUTHI	SWI	EG 0,0 Marc VDS	HONDA	Q1 1'33.439	4	9 (*)	1.621 0.115	294.9
22	45 Scott REDDING	GBR	Aprilia Racing Team Gresini	APRILIA	Q1 1'33.676	7	8 (*)	1.858 0.237	296.5
23	10 Xavier SIMEON	BEL	Reale Avintia Racing	DUCATI	Q1 1'33.802	3	8 (*)	1.984 0.126	297.1
24	17 Karel ABRAHAM	CZE	Angel Nieto Team	DUCATI	Q1 1'33.839	3	5 (*)	2.021 0.037	303.9

* Gap with the fastest rider in the Q1 session.

Pole Position:		Johann ZARCO	1'31.185	165.2 Km/h
Q1 Best Lap:	Lap 7	Danilo PETRUCCI	(*) 1'31.818	164.0 Km/h
Circuit Record Lap:	2017	Maverick VIÑALES	1'32.309	163.2 Km/h
Circuit Best Lap:	2018	Johann ZARCO	1'31.185	165.2 Km/h

The results are provisional until the end of the limit for protest and appeals.

Time limit for protest expires 60' after publication of the results - Mr. Time:

These data/results cannot be reproduced, stored and/or transmitted in whole or in part by any manner of electronic, mechanical, photocopying, recording, broadcasting or otherwise now known or herein after developed without the previous express consent by the copyright owner, except for reproduction in daily press and regular printed publications on sale to the public within 60 days of the event related to those data/results and always provided that copyright symbol appears together as follows below.

© DORNA, 2018

Official MotoGP Timing by TISSOT
www.motogp.com

Le Mans, Saturday, May 19, 2018

